

# Livingston Parish Public Schools Salary Schedules



**2015– 2016 School Year**

LIVINGSTON PARISH PUBLIC SCHOOLS  
2015 - 2016 SALARY SCHEDULES  
TABLE OF CONTENTS

	<b>INDEX</b>	<b>PAGE</b>		
<b><u>TEACHING PERSONNEL:</u></b>				
TEACHER - 182 DAY	-	1		
TEACHER - 192 DAY	-	2		
TEACHER - 202 DAY	-	3		
TEACHER - 212 DAY	-	4		
TEACHER - 240 DAY	-	5		
<b><u>ADMINISTRATIVE PERSONNEL:</u></b>				
SUPERINTENDENT	-	6		
ASSISTANT SUPERINTENDENT	-	6		
DIRECTOR OF CURRICULUM	-	6		
SUPERVISOR/DIRECTOR	1.65	36		
FEDERAL PROGRAMS COORDINATOR	1.34	24		
CURRICULUM COORDINATOR	1.34	24		
SPECIAL NEEDS COORDINATOR	1.54	30		
<b><u>SCHOOL ADMINISTRATIVE PERSONNEL:</u></b>				
PRINCIPAL DESIGNEE            ELEMENTARY	01 - 22	TEACHERS	1.05	7
(NO ADMINISTRATION CERTIFICATION)	23 - 32	TEACHERS	1.07	8
	33 - UP	TEACHERS	1.09	9
PRINCIPAL DESIGNEE            ELEMENTARY	01 - 22	TEACHERS	1.11	10
(ADMINISTRATION CERTIFICATION)	23 - 32	TEACHERS	1.13	12
	33 - UP	TEACHERS	1.15	14
ASSISTANT PRINCIPAL            JR HIGH	01 - 22	TEACHERS	1.17	15
	23 - 32	TEACHERS	1.19	16
	33 - UP	TEACHERS	1.21	17
ASSISTANT PRINCIPAL            HIGH	01 - 22	TEACHERS	1.22	18
	23 - 32	TEACHERS	1.24	19
	33 - 45	TEACHERS	1.26	20
	46 - 58	TEACHERS	1.28	21
	59 - 71	TEACHERS	1.30	22
	72 - UP	TEACHERS	1.32	23
PRINCIPAL                            ELEMENTARY	01 - 22	TEACHERS	1.45	25
	23 - 32	TEACHERS	1.47	26
	33 - UP	TEACHERS	1.49	27
PRINCIPAL                            JR HIGH	01 - 22	TEACHERS	1.50	28
	23 - 32	TEACHERS	1.52	29
	33 - UP	TEACHERS	1.54	30
PRINCIPAL                            HIGH	01 - 22	TEACHERS	1.55	31
	23 - 32	TEACHERS	1.57	32
	33 - 45	TEACHERS	1.59	33
	46 - 58	TEACHERS	1.61	34
	59 - 71	TEACHERS	1.63	35
	72 - UP	TEACHERS	1.65	36
<b><u>NURSING PERSONNEL:</u></b>				
LPN	-	37		
RN	-	37		
NURSE SUPERVISOR	-	37		

LIVINGSTON PARISH PUBLIC SCHOOLS  
2015 - 2016 SALARY SCHEDULES  
TABLE OF CONTENTS

	<b>INDEX</b>	<b>PAGE</b>
<b><u>SPECIAL EDUCATION PERSONNEL:</u></b>		
ASSISTIVE TECHNOLOGIST SUPPORT	-	1
AUDIOLOGIST	-	1
EDUCATIONAL DIAGNOSTICIAN	1.12	11
PA PSYCHOLOGIST	1.12	11
PA SOCIAL WORKER	1.12	11
SPECIAL EDUCATION ASSISTIVE TECHNOLOGISTS	1.12	11
SPECIAL EDUCATION COORDINATORS	1.34	24
SPECIAL EDUCATION FACILITATORS	1.34	24
SPECIAL EDUCATION PROGRAM DEVELOPMENT COORDINATOR	1.54	30
SPEECH LANGUAGE PATHOLOGISTS	-	1
<b><u>BUSINESS SUPPORT PERSONNEL:</u></b>		
RETIREMENT LAISON	-	39
RISK MANAGER	-	39
PURCHASING AGENT	-	39
ACCOUNTANT	-	38
ASSISTANT SALES TAX MANAGER	1.50	38
ASSISTANT BUSINESS MANAGER	1.55	38
SALES TAX MANAGER	1.60	40
BUSINESS MANAGER	1.65	40
<b><u>SECRETARIAL PERSONNEL:</u></b>		
RECEPTIONIST	-	41
CENTRAL OFFICE SECRETARY	-	41
FIXED ASSET CONTROLLER	-	41
INSURANCE CLERK	C/O SEC + \$1.25/HR	41
MAINTENANCE SECRETARY/COORDINATOR	C/O SEC + \$1.25/HR	41
SFS TECHNOLOGY COORDINATOR	C/O SEC + \$1.25/HR	41
SPECIAL ED SECRETARY/MANAGER	C/O SEC + \$1.25/HR	41
EXECUTIVE SECRETARY	-	41
SCHOOL SECRETARY	-	42
<b><u>TECHNOLOGY PERSONNEL:</u></b>		
PROGRAMMER/ANALYST - DEGREED	-	38
LAN MANAGER	-	43
NETWORK SPECIALIST	-	43
MIS DIRECTOR DEGREED	-	38
NETWORK ADMINISTRATOR	-	43
TECHNOLOGY COORDINATOR	-	4
TECHNOLOGY FACILITATOR	-	4
<b><u>MAINTENANCE/MECHANIC PERSONNEL:</u></b>		
MAINT/MECHANIC 1	-	44
MAINT/MECHANIC 1 + .50	-	44
MAINT/MECHANIC 1 + \$1	-	44
MAINT/MECHANIC 2	-	44
MAINT/MECHANIC 3	-	45
MAINT/MECHANIC 3 + .50	-	45
MAINT/MECHANIC 4	-	45
MAINT/MECHANIC 4 + \$1	-	45
BUS SHOP LEADER	-	46
MECHANIC MANAGER	-	46
ASSIST MAINT DIRECTOR	-	46
FACILITIES DIRECTOR	-	46
ENERGY EDUCATOR/MANAGER	1.47	26

LIVINGSTON PARISH PUBLIC SCHOOLS  
2015 - 2016 SALARY SCHEDULES  
TABLE OF CONTENTS

	<b>INDEX</b>	<b>PAGE</b>
<b><u>CUSTODIAL PERSONNEL:</u></b>		
8 HOUR - 240 DAY JANITOR	-	47
2 HOUR - 195 DAY JANITOR	-	48
3 HOUR - 195 DAY JANITOR	-	48
4 HOUR - 195 DAY JANITOR	-	48
5 HOUR - 195 DAY JANITOR	-	48
6 HOUR - 195 DAY JANITOR	-	48
7 HOUR - 195 DAY JANITOR	-	48
8 HOUR - 195 DAY JANITOR	-	48
<b><u>WAREHOUSE/PRINT SHOP PERSONNEL:</u></b>		
WAREHOUSE/TRUCK DRIVER	-	47
WAREHOUSE/PESTICIDE	-	47
WAREHOUSE MANAGER	-	47
PRINT SHOP MANAGER	-	47
<b><u>SCHOOL FOOD SERVICE PERSONNEL:</u></b>		
4 HOUR TECHNICIAN	-	49
7 HOUR TECHNICIAN	-	49
ASSISTANT SFS SUPERVISOR	-	38
PRODUCTION MANAGER	-	50
BILLING CLERK	-	50
MANAGER B	-	50
MANAGER A	-	50
SFS MULTI-SITE MANAGER	-	51
SFS FIELD MANAGER	-	51
SFS MEAL COOR	-	51
SFS MANAGER COOR	-	51
<b><u>TRANSPORTATION PERSONNEL:</u></b>		
ROUTING ANALYST	-	52
TRANSPORTATION SECRETARY/MANAGER	C/O SEC + \$1.25/HR	52
TRANSPORTATION SHOP MANAGER		52
TRANSPORTATION OFFICE MANAGER		52
BUS DRIVER	-	53
BUS AIDE	-	53
<b><u>PARAPROFESSIONALS:</u></b>		
PARAPROFESSIONAL	-	54
PARAPROFESSIONAL HIGHLY QUALIFIED	-	54
INTERPRETER	-	54
<b><u>OTHERS:</u></b>		
ALTERNATIVE PROGRAM DRILL INSTRUCTOR	-	55
<b><u>SUBSTITUTE PAY:</u></b>		
TEACHER SUB	-	56
PARAPROFESSIONAL SUB	-	56
BUS DRIVER SUB	-	56
BUS AIDE SUB	-	56
SCHOOL SECRETARY SUB	-	56
SCHOOL FOOD SERVICE SUB	-	56
CUSTODIAL SUB	-	56
<b><u>SUPPLEMENTAL PAY:</u></b>		
BAND DIRECTOR	-	57
COACH	-	58
EXTRACURRICULAR ACTIVITY	-	59
TEACHER SUPPLEMENT/STIPENDS	-	60



# LIVINGSTON PARISH PUBLIC SCHOOLS

## 182 DAY TEACHER SALARY SCHEDULE

### 2015-2016

DAYS PER YEAR: 182

HOURS PER DAY: 7.50

HOURS PER YEAR: 1,365.00

STEP	TEACHER-B/A B/S		TEACHER-MX		TEACHER-MX+30		TEACHER-SPEC		TEACHER-PHD	
	DAILY	ANNUAL	DAILY	ANNUAL	DAILY	ANNUAL	DAILY	ANNUAL	DAILY	ANNUAL
0	232.51	42,317	235.06	42,781	235.61	42,881	239.18	43,530	243.73	44,358
1	232.51	42,317	235.06	42,781	235.61	42,881	239.18	43,530	243.73	44,358
2	234.51	42,681	237.06	43,145	237.61	43,245	241.16	43,892	245.71	44,720
3	236.51	43,045	239.07	43,511	239.62	43,611	243.18	44,258	247.73	45,087
4	238.52	43,411	241.07	43,874	241.62	43,974	245.16	44,620	250.74	45,635
5	240.52	43,774	243.07	44,239	243.62	44,339	247.18	44,987	253.91	46,211
6	242.52	44,139	246.09	44,788	247.12	44,976	250.73	45,632	257.06	46,785
7	244.81	44,555	249.37	45,385	250.97	45,676	254.67	46,350	260.48	47,408
8	246.81	44,920	252.53	45,961	254.66	46,348	258.36	47,021	263.64	47,982
9	248.82	45,285	255.69	46,535	258.34	47,017	262.03	47,689	266.79	48,556
10	251.98	45,861	258.84	47,108	262.01	47,685	265.73	48,362	269.95	49,130
11	255.14	46,435	261.99	47,682	265.69	48,356	269.40	49,030	273.11	49,706
12	258.47	47,042	265.42	48,307	269.65	49,077	273.35	49,749	276.54	50,331
13	261.63	47,616	268.75	48,912	273.34	49,748	277.02	50,417	279.53	50,875
14	270.37	49,207	277.97	50,590	282.94	51,495	286.97	52,229	289.82	52,748
15	270.37	49,207	277.97	50,590	282.94	51,495	286.97	52,229	289.82	52,748
16	270.37	49,207	277.97	50,590	282.94	51,495	286.97	52,229	289.82	52,748
17	276.19	50,266	284.25	51,734	289.62	52,711	294.03	53,513	297.21	54,092
18	276.19	50,266	284.25	51,734	289.62	52,711	294.03	53,513	297.21	54,092
19	276.19	50,266	284.25	51,734	289.62	52,711	294.03	53,513	297.21	54,092
20	281.83	51,293	290.37	52,848	296.13	53,896	300.92	54,767	304.43	55,406
21	281.83	51,293	290.37	52,848	296.13	53,896	300.92	54,767	304.43	55,406
22	281.83	51,293	290.37	52,848	296.13	53,896	300.92	54,767	304.43	55,406
23	287.85	52,389	296.87	54,030	303.04	55,153	308.19	56,090	312.04	56,792
24	287.85	52,389	296.87	54,030	303.04	55,153	308.19	56,090	312.04	56,792
25	287.85	52,389	296.87	54,030	303.04	55,153	308.19	56,090	312.04	56,792
26	293.71	53,456	303.21	55,185	309.78	56,380	315.31	57,387	319.51	58,150

Steps 0 - 13 include a \$400 local supplement.  
Steps 14 - 25 include a \$1000 local supplement.

REVISED: 07/01/2015



# LIVINGSTON PARISH PUBLIC SCHOOLS

## 192 DAY TEACHER SALARY SCHEDULE

### 2015-2016

DAYS PER YEAR: 192

HOURS PER DAY: 7.50

HOURS PER YEAR: 1,440.00

STEP	192 TCH - BX		192 TCH-MX		192 TCH-MX30		192 TECH-SPEC		192 TCH-PHD	
	DAILY	ANNUAL	DAILY	ANNUAL	DAILY	ANNUAL	DAILY	ANNUAL	DAILY	ANNUAL
0	232.37	44,615	234.92	45,105	235.47	45,210	239.04	45,895	243.58	46,768
1	232.37	44,615	234.92	45,105	235.47	45,210	239.04	45,895	243.58	46,768
2	234.37	44,999	236.92	45,489	237.47	45,594	241.03	46,277	245.57	47,150
3	236.37	45,383	238.93	45,875	239.48	45,980	243.04	46,663	247.59	47,537
4	238.38	45,769	240.93	46,258	241.47	46,363	245.03	47,045	250.60	48,116
5	240.38	46,152	242.93	46,643	243.48	46,748	247.04	47,432	253.77	48,723
6	242.38	46,537	245.94	47,221	246.98	47,420	250.58	48,112	256.92	49,329
7	244.67	46,976	249.23	47,852	250.83	48,159	254.53	48,870	260.34	49,986
8	246.67	47,361	252.40	48,460	254.52	48,868	258.22	49,578	263.50	50,592
9	248.68	47,746	255.55	49,065	258.20	49,574	261.89	50,282	266.65	51,197
10	251.84	48,354	258.70	49,670	261.86	50,278	265.58	50,992	269.81	51,803
11	255.00	48,960	261.85	50,275	265.55	50,986	269.26	51,697	272.96	52,409
12	258.33	49,600	265.28	50,933	269.52	51,747	273.21	52,456	276.41	53,070
13	261.48	50,205	268.61	51,574	273.20	52,455	276.88	53,160	279.40	53,644
14	270.06	51,851	277.66	53,310	282.63	54,265	286.66	55,039	289.51	55,586
15	270.06	51,851	277.66	53,310	282.63	54,265	286.66	55,039	289.51	55,586
16	270.06	51,851	277.66	53,310	282.63	54,265	286.66	55,039	289.51	55,586
17	275.88	52,968	283.94	54,517	289.31	55,547	293.71	56,393	296.90	57,004
18	275.88	52,968	283.94	54,517	289.31	55,547	293.71	56,393	296.90	57,004
19	275.88	52,968	283.94	54,517	289.31	55,547	293.71	56,393	296.90	57,004
20	281.52	54,052	290.06	55,692	295.82	56,798	300.60	57,716	304.11	58,390
21	281.52	54,052	290.06	55,692	295.82	56,798	300.60	57,716	304.11	58,390
22	281.52	54,052	290.06	55,692	295.82	56,798	300.60	57,716	304.11	58,390
23	287.54	55,208	296.56	56,939	302.73	58,124	307.88	59,112	311.73	59,853
24	287.54	55,208	296.56	56,939	302.73	58,124	307.88	59,112	311.73	59,853
25	287.54	55,208	296.56	56,939	302.73	58,124	307.88	59,112	311.73	59,853
26	293.40	56,332	302.90	58,157	309.47	59,418	315.00	60,480	319.19	61,285

Steps 0 - 13 include a \$400 local supplement.  
Steps 14 - 25 include a \$1000 local supplement.

REVISED: 07/01/2015



# LIVINGSTON PARISH PUBLIC SCHOOLS

## 202 DAY TEACHER SALARY SCHEDULE

### 2015-2016

DAYS PER YEAR: **202**

HOURS PER DAY: **7.50**

HOURS PER YEAR: **1,515.00**

STEP	202 DAY TCH-BX		202 DAY TCH-MX		202 TCH-MX30		202 TCH-SPEC		202 TCH-PHD	
	DAILY	ANNUAL	DAILY	ANNUAL	DAILY	ANNUAL	DAILY	ANNUAL	DAILY	ANNUAL
0	232.30	46,924	234.85	47,439	235.40	47,550	238.96	48,270	243.51	49,189
1	232.30	46,924	234.85	47,439	235.40	47,550	238.96	48,270	243.51	49,189
2	234.30	47,328	236.85	47,843	237.40	47,954	240.95	48,672	245.50	49,591
3	236.30	47,732	238.86	48,249	239.41	48,360	242.96	49,078	247.51	49,998
4	238.31	48,138	240.85	48,652	241.40	48,763	244.95	49,480	250.52	50,606
5	240.30	48,541	242.86	49,057	243.41	49,168	246.97	49,887	253.69	51,245
6	242.31	48,946	245.87	49,666	246.91	49,875	250.51	50,603	256.85	51,883
7	244.59	49,408	249.15	50,329	250.75	50,652	254.46	51,400	260.27	52,574
8	246.60	49,813	252.32	50,968	254.45	51,398	258.14	52,144	263.42	53,211
9	248.60	50,218	255.47	51,605	258.12	52,140	261.81	52,886	266.57	53,848
10	251.77	50,857	258.62	52,241	261.79	52,881	265.51	53,633	269.73	54,485
11	254.92	51,494	261.77	52,878	265.48	53,626	269.18	54,374	272.90	55,125
12	258.26	52,168	265.21	53,572	269.44	54,426	273.13	55,172	276.33	55,818
13	261.41	52,805	268.53	54,244	273.12	55,171	276.80	55,914	279.32	56,422
14	269.83	54,505	277.43	56,040	282.40	57,044	286.43	57,859	289.28	58,435
15	269.83	54,505	277.43	56,040	282.40	57,044	286.43	57,859	289.28	58,435
16	269.83	54,505	277.43	56,040	282.40	57,044	286.43	57,859	289.28	58,435
17	275.64	55,680	283.71	57,309	289.08	58,394	293.49	59,284	296.67	59,927
18	275.64	55,680	283.71	57,309	289.08	58,394	293.49	59,284	296.67	59,927
19	275.64	55,680	283.71	57,309	289.08	58,394	293.49	59,284	296.67	59,927
20	281.29	56,820	289.83	58,546	295.59	59,709	300.38	60,676	303.89	61,385
21	281.29	56,820	289.83	58,546	295.59	59,709	300.38	60,676	303.89	61,385
22	281.29	56,820	289.83	58,546	295.59	59,709	300.38	60,676	303.89	61,385
23	287.31	58,036	296.33	59,858	302.50	61,104	307.64	62,144	311.50	62,923
24	287.31	58,036	296.33	59,858	302.50	61,104	307.64	62,144	311.50	62,923
25	287.31	58,036	296.33	59,858	302.50	61,104	307.64	62,144	311.50	62,923
26	293.17	59,220	302.67	61,140	309.24	62,466	314.77	63,584	318.97	64,431

Steps 0 - 13 include a \$400 local supplement.  
Steps 14 - 25 include a \$1000 local supplement.

REVISED: 07/01/2015



# LIVINGSTON PARISH PUBLIC SCHOOLS

## 212 DAY TEACHER SALARY SCHEDULE

### 2015-20196

DAYS PER YEAR: 212

HOURS PER DAY: 7.50

HOURS PER YEAR: 1,590.00

STEP	212 TEACH - BX		212 TEACH - MX		212 TCH-MX+30		212 TCH-SPEC		212 TCH-PHD	
	DAILY	ANNUAL	DAILY	ANNUAL	DAILY	ANNUAL	DAILY	ANNUAL	DAILY	ANNUAL
0	232.52	49,294	235.07	49,834	235.62	49,951	239.18	50,707	243.73	51,671
1	232.52	49,294	235.07	49,834	235.62	49,951	239.18	50,707	243.73	51,671
2	234.52	49,718	237.07	50,258	237.62	50,375	241.17	51,128	245.72	52,093
3	236.52	50,142	239.08	50,685	239.63	50,801	243.18	51,555	247.74	52,520
4	239.47	50,768	241.07	51,107	241.62	51,224	245.17	51,976	250.75	53,159
5	240.52	50,991	243.08	51,533	243.63	51,649	247.19	52,404	253.92	53,830
6	242.53	51,416	246.09	52,172	247.13	52,391	250.73	53,155	257.07	54,498
7	244.82	51,901	249.37	52,867	250.97	53,206	254.68	53,992	260.49	55,224
8	246.82	52,326	252.54	53,538	254.67	53,989	258.36	54,773	263.65	55,893
9	248.83	52,751	255.69	54,207	258.34	54,768	262.03	55,551	266.80	56,561
10	251.99	53,422	258.84	54,874	262.01	55,547	265.73	56,335	269.95	57,230
11	255.15	54,091	262.00	55,543	265.70	56,328	269.40	57,113	273.12	57,901
12	258.48	54,798	265.43	56,271	269.66	57,168	273.35	57,951	276.55	58,629
13	261.63	55,466	268.75	56,976	273.35	57,950	277.02	58,729	279.54	59,262
14	270.37	57,319	277.97	58,930	282.95	59,985	286.98	60,840	289.83	61,444
15	270.37	57,319	277.97	58,930	282.95	59,985	286.98	60,840	289.83	61,444
16	270.37	57,319	277.97	58,930	282.95	59,985	286.98	60,840	289.83	61,444
17	276.19	58,553	284.26	60,263	289.63	61,401	294.03	62,335	297.22	63,010
18	276.19	58,553	284.26	60,263	289.63	61,401	294.03	62,335	297.22	63,010
19	276.19	58,553	284.26	60,263	289.63	61,401	294.03	62,335	297.22	63,010
20	281.83	59,749	290.38	61,561	296.14	62,781	300.92	63,796	304.43	64,540
21	281.83	59,749	290.38	61,561	296.14	62,781	300.92	63,796	304.43	64,540
22	281.83	59,749	290.38	61,561	296.14	62,781	300.92	63,796	304.43	64,540
23	287.86	61,026	296.87	62,937	303.05	64,246	308.19	65,337	312.05	66,155
24	287.86	61,026	296.87	62,937	303.05	64,246	308.19	65,337	312.05	66,155
25	287.86	61,026	296.87	62,937	303.05	64,246	308.19	65,337	312.05	66,155
26	293.72	62,269	303.22	64,283	309.79	65,675	315.32	66,848	319.51	67,737

Steps 0 - 13 include a \$400 local supplement.  
Steps 14 - 25 include a \$1000 local supplement.

REVISED: 07/01/2015





# LIVINGSTON PARISH PUBLIC SCHOOLS

## 240 DAY TEACHER SALARY SCHEDULE

### 2015-2016

DAYS PER YEAR: 240

HOURS PER DAY: 7.50

HOURS PER YEAR: 1,800.00

STEP	12/9 TCH - BX		12/9 TCH-MX		12/9 TCH-MX30		12/9 TCH-SPEC		12/9 TEACH PHD	
	DAILY	ANNUAL	DAILY	ANNUAL	DAILY	ANNUAL	DAILY	ANNUAL	DAILY	ANNUAL
0	206.24	49,497	208.66	50,079	209.08	50,179	212.52	51,005	216.95	52,069
1	206.24	49,497	208.66	50,079	209.08	50,179	212.52	51,005	216.95	52,069
2	208.25	49,979	210.67	50,560	211.08	50,660	214.52	51,484	218.95	52,548
3	210.25	50,460	212.69	51,045	213.10	51,145	216.54	51,969	220.97	53,033
4	212.27	50,945	214.69	51,525	215.10	51,625	218.53	52,448	223.99	53,758
5	214.27	51,425	216.70	52,008	217.12	52,108	220.55	52,933	227.17	54,521
6	216.28	51,908	219.72	52,733	220.63	52,951	224.11	53,787	230.33	55,280
7	218.51	52,442	222.95	53,508	224.42	53,861	228.00	54,721	233.70	56,088
8	220.52	52,925	226.13	54,271	228.13	54,750	231.70	55,609	236.87	56,848
9	222.53	53,408	229.29	55,030	231.82	55,636	235.39	56,493	240.03	57,607
10	225.71	54,171	232.45	55,788	235.50	56,520	239.10	57,383	243.20	58,367
11	228.88	54,930	235.62	56,548	239.20	57,407	242.78	58,267	246.37	59,129
12	232.18	55,723	238.99	57,357	243.10	58,345	246.68	59,202	249.75	59,940
13	235.37	56,488	242.36	58,167	246.80	59,233	250.36	60,086	252.75	60,660
14	242.82	58,276	250.22	60,053	254.98	61,196	258.83	62,119	261.49	62,757
15	242.82	58,276	250.22	60,053	254.98	61,196	258.83	62,119	261.49	62,757
16	242.82	58,276	250.22	60,053	254.98	61,196	258.83	62,119	261.49	62,757
17	248.08	59,538	255.88	61,411	260.98	62,634	265.13	63,631	268.05	64,332
18	248.08	59,538	255.88	61,411	260.98	62,634	265.13	63,631	268.05	64,332
19	248.08	59,538	255.88	61,411	260.98	62,634	265.13	63,631	268.05	64,332
20	253.23	60,774	261.45	62,747	266.86	64,047	271.33	65,120	274.52	65,884
21	253.23	60,774	261.45	62,747	266.86	64,047	271.33	65,120	274.52	65,884
22	253.23	60,774	261.45	62,747	266.86	64,047	271.33	65,120	274.52	65,884
23	258.69	62,085	267.32	64,156	273.08	65,540	277.85	66,684	281.32	67,516
24	258.69	62,085	267.32	64,156	273.08	65,540	277.85	66,684	281.32	67,516
25	258.69	62,085	267.32	64,156	273.08	65,540	277.85	66,684	281.32	67,516
26	264.05	63,373	273.11	65,546	279.20	67,009	284.29	68,230	288.03	69,126

Steps 0 - 13 include a \$400 local supplement.  
Steps 14 - 25 include a \$1000 local supplement.

REVISED: 07/01/2015



# LIVINGSTON PARISH PUBLIC SCHOOLS

## SALARY SCHEDULE

### 2015-2016

DAYS PER YEAR: 240

HOURS PER DAY: 8.00

HOURS PER YEAR: 1,920.00

STEP	DIR OF CURRIC		ASST SUP NO PIP		SUPERINTENDENT	
	DAILY	ANNUAL	DAILY	ANNUAL	DAILY	ANNUAL
0	414.07	99,377	455.74	109,377	559.90	134,377
1	414.07	99,377	455.74	109,377	559.90	134,377
2	414.07	99,377	455.74	109,377	559.90	134,377
3	414.07	99,377	455.74	109,377	559.90	134,377
4	414.07	99,377	455.74	109,377	559.90	134,377
5	414.07	99,377	455.74	109,377	559.90	134,377
6	414.07	99,377	455.74	109,377	559.90	134,377
7	414.07	99,377	455.74	109,377	559.90	134,377
8	414.07	99,377	455.74	109,377	559.90	134,377
9	414.07	99,377	455.74	109,377	559.90	134,377
10	414.07	99,377	455.74	109,377	559.90	134,377
11	414.07	99,377	455.74	109,377	559.90	134,377
12	414.07	99,377	455.74	109,377	559.90	134,377
13	414.07	99,377	455.74	109,377	559.90	134,377
14	416.57	99,977	458.24	109,977	562.40	134,977
15	416.57	99,977	458.24	109,977	562.40	134,977
16	416.57	99,977	458.24	109,977	562.40	134,977
17	416.57	99,977	458.24	109,977	562.40	134,977
18	416.57	99,977	458.24	109,977	562.40	134,977
19	416.57	99,977	458.24	109,977	562.40	134,977
20	416.57	99,977	458.24	109,977	562.40	134,977
21	416.57	99,977	458.24	109,977	562.40	134,977
22	416.57	99,977	458.24	109,977	562.40	134,977
23	416.57	99,977	458.24	109,977	562.40	134,977
24	416.57	99,977	458.24	109,977	562.40	134,977
25	416.57	99,977	458.24	109,977	562.40	134,977
26	416.57	99,977	458.24	109,977	562.40	134,977

Steps 0 - 13 include a \$400 local supplement.  
Steps 14 - 25 include a \$1000 local supplement.

REVISED: 07/01/2015



# LIVINGSTON PARISH PUBLIC SCHOOLS

## INDEX 1.05 SALARY SCHEDULE

### 2015-2016

DAYS PER YEAR: 192

HOURS PER DAY: 7.50

HOURS PER YEAR: 1,440.00

STEP	1.05 BX		1.05 MX		1.05 MX30		1.05 SPEC		1.05 PHD	
	DAILY	ANNUAL	DAILY	ANNUAL	DAILY	ANNUAL	DAILY	ANNUAL	DAILY	ANNUAL
0	231.33	44,416	233.88	44,904	234.42	45,008	237.96	45,689	242.49	46,559
1	231.33	44,416	233.88	44,904	234.42	45,008	237.96	45,689	242.49	46,559
2	233.33	44,799	235.86	45,286	236.41	45,390	239.95	46,070	244.47	46,939
3	235.32	45,181	237.86	45,670	238.41	45,774	241.95	46,454	246.48	47,325
4	237.32	45,565	239.85	46,051	240.39	46,155	243.93	46,834	249.48	47,900
5	239.31	45,947	241.84	46,434	242.39	46,538	245.94	47,220	252.63	48,505
6	241.30	46,330	244.84	47,010	245.87	47,207	249.46	47,897	255.77	49,108
7	243.57	46,766	248.11	47,638	249.70	47,942	253.39	48,651	259.18	49,762
8	245.57	47,149	251.27	48,243	253.38	48,648	257.06	49,356	262.32	50,365
9	247.57	47,533	254.40	48,845	257.03	49,350	260.71	50,057	265.45	50,967
10	250.72	48,138	257.54	49,447	260.69	50,052	264.40	50,764	268.59	51,570
11	253.85	48,740	260.68	50,050	264.35	50,756	268.05	51,465	271.74	52,175
12	257.18	49,378	264.09	50,705	268.30	51,514	271.98	52,220	275.16	52,831
13	260.31	49,980	267.41	51,342	271.96	52,217	275.63	52,921	278.14	53,402
14	268.86	51,621	276.43	53,074	281.36	54,022	285.39	54,794	288.22	55,339
15	268.86	51,621	276.43	53,074	281.36	54,022	285.39	54,794	288.22	55,339
16	268.86	51,621	276.43	53,074	281.36	54,022	285.39	54,794	288.22	55,339
17	274.65	52,733	282.68	54,274	288.02	55,299	292.41	56,142	295.57	56,750
18	274.65	52,733	282.68	54,274	288.02	55,299	292.41	56,142	295.57	56,750
19	274.65	52,733	282.68	54,274	288.02	55,299	292.41	56,142	295.57	56,750
20	280.27	53,811	288.77	55,444	294.49	56,543	299.27	57,459	302.77	58,131
21	280.27	53,811	288.77	55,444	294.49	56,543	299.27	57,459	302.77	58,131
22	280.27	53,811	288.77	55,444	294.49	56,543	299.27	57,459	302.77	58,131
23	286.26	54,962	295.23	56,685	301.37	57,863	306.50	58,848	310.34	59,585
24	286.26	54,962	295.23	56,685	301.37	57,863	306.50	58,848	310.34	59,585
25	286.26	54,962	295.23	56,685	301.37	57,863	306.50	58,848	310.34	59,585
26	292.09	56,081	301.55	57,898	308.08	59,151	313.59	60,210	317.77	61,011

Steps 0 - 13 include a \$400 local supplement  
Steps 14 - 26 include a \$1000 local supplement

REVISED: 07/01/2015



# LIVINGSTON PARISH PUBLIC SCHOOLS

## INDEX 1.07 SALARY SCHEDULE

### 2015-2016

DAYS PER YEAR: 192

HOURS PER DAY: 7.50

HOURS PER YEAR: 1,440.00

STEP	1.07 BX		1.07 MX		1.07 MX30		1.07 SPEC		1.07 PHD	
	DAILY	ANNUAL	DAILY	ANNUAL	DAILY	ANNUAL	DAILY	ANNUAL	DAILY	ANNUAL
0	235.52	45,220	238.11	45,717	238.67	45,824	242.28	46,518	246.90	47,404
1	235.52	45,220	238.11	45,717	238.67	45,824	242.28	46,518	246.90	47,404
2	237.55	45,610	240.14	46,106	240.69	46,213	244.30	46,906	248.91	47,791
3	239.58	45,999	242.18	46,498	242.73	46,605	246.34	47,297	250.96	48,184
4	241.62	46,391	244.20	46,886	244.76	46,993	248.35	47,684	254.01	48,770
5	243.64	46,779	246.23	47,277	246.79	47,384	250.40	48,077	257.22	49,387
6	245.68	47,170	249.29	47,863	250.34	48,065	253.99	48,767	260.42	50,001
7	247.99	47,615	252.62	48,503	254.24	48,814	258.00	49,536	263.90	50,668
8	250.03	48,005	255.83	49,119	257.98	49,533	261.74	50,254	267.09	51,282
9	252.06	48,396	259.03	49,733	261.71	50,249	265.46	50,968	270.29	51,896
10	255.27	49,012	262.22	50,347	265.44	50,964	269.21	51,688	273.49	52,510
11	258.47	49,626	265.42	50,961	269.18	51,682	272.93	52,403	276.70	53,126
12	261.85	50,276	268.90	51,628	273.19	52,453	276.94	53,172	280.18	53,795
13	265.05	50,890	272.28	52,278	276.93	53,171	280.66	53,887	283.21	54,377
14	273.70	52,551	281.41	54,030	286.45	54,999	290.54	55,784	293.43	56,339
15	273.70	52,551	281.41	54,030	286.45	54,999	290.54	55,784	293.43	56,339
16	273.70	52,551	281.41	54,030	286.45	54,999	290.54	55,784	293.43	56,339
17	279.60	53,684	287.78	55,254	293.23	56,300	297.70	57,158	300.92	57,777
18	279.60	53,684	287.78	55,254	293.23	56,300	297.70	57,158	300.92	57,777
19	279.60	53,684	287.78	55,254	293.23	56,300	297.70	57,158	300.92	57,777
20	285.33	54,783	293.99	56,446	299.83	57,568	304.69	58,500	308.24	59,183
21	285.33	54,783	293.99	56,446	299.83	57,568	304.69	58,500	308.24	59,183
22	285.33	54,783	293.99	56,446	299.83	57,568	304.69	58,500	308.24	59,183
23	291.43	55,955	300.58	57,711	306.84	58,913	312.06	59,915	315.97	60,666
24	291.43	55,955	300.58	57,711	306.84	58,913	312.06	59,915	315.97	60,666
25	291.43	55,955	300.58	57,711	306.84	58,913	312.06	59,915	315.97	60,666
26	297.38	57,096	307.02	58,947	313.68	60,226	319.29	61,303	323.54	62,120

Steps 0 - 13 include a \$400 local supplement.  
Steps 14 - 26 include a \$1000 local supplement.

REVISED: 07/01/2015



# LIVINGSTON PARISH PUBLIC SCHOOLS

## INDEX 1.09 SALARY SCHEDULE

### 2015-2016

DAYS PER YEAR: 192

HOURS PER DAY: 7.50

HOURS PER YEAR: 1,440.00

STEP	1.09 BX		1.09 MX		1.09 MX30		1.09 SPEC		1.09 PHD	
	DAILY	ANNUAL	DAILY	ANNUAL	DAILY	ANNUAL	DAILY	ANNUAL	DAILY	ANNUAL
0	239.71	46,025	242.42	46,544	242.92	46,640	246.60	47,347	251.30	48,250
1	239.71	46,025	242.42	46,544	242.92	46,640	246.60	47,347	251.30	48,250
2	241.78	46,422	244.48	46,941	244.98	47,037	248.66	47,742	253.35	48,643
3	243.85	46,819	246.56	47,340	247.06	47,436	250.73	48,141	255.43	49,043
4	245.93	47,218	248.62	47,735	249.12	47,831	252.79	48,535	258.55	49,641
5	247.98	47,613	250.69	48,133	251.19	48,229	254.87	48,935	261.82	50,269
6	250.06	48,011	253.80	48,730	254.81	48,923	258.53	49,638	265.07	50,894
7	252.42	48,465	257.20	49,382	258.78	49,686	262.61	50,421	268.61	51,573
8	254.49	48,862	260.47	50,010	262.60	50,419	266.42	51,153	271.87	52,199
9	256.56	49,260	263.73	50,636	266.40	51,148	270.21	51,881	275.13	52,825
10	259.83	49,888	266.98	51,260	270.19	51,876	274.03	52,614	278.39	53,450
11	263.09	50,514	270.24	51,886	274.00	52,608	277.82	53,342	281.66	54,078
12	266.54	51,175	273.78	52,566	278.09	53,394	281.91	54,126	285.20	54,759
13	269.80	51,801	277.23	53,228	281.90	54,125	285.70	54,854	288.29	55,352
14	278.55	53,481	286.47	55,002	291.54	55,975	295.70	56,775	298.65	57,340
15	278.55	53,481	286.47	55,002	291.54	55,975	295.70	56,775	298.65	57,340
16	278.55	53,481	286.47	55,002	291.54	55,975	295.70	56,775	298.65	57,340
17	284.56	54,636	292.96	56,249	298.44	57,301	302.99	58,175	306.28	58,805
18	284.56	54,636	292.96	56,249	298.44	57,301	302.99	58,175	306.28	58,805
19	284.56	54,636	292.96	56,249	298.44	57,301	302.99	58,175	306.28	58,805
20	290.39	55,755	299.29	57,463	305.17	58,592	310.11	59,542	313.73	60,237
21	290.39	55,755	299.29	57,463	305.17	58,592	310.11	59,542	313.73	60,237
22	290.39	55,755	299.29	57,463	305.17	58,592	310.11	59,542	313.73	60,237
23	296.61	56,950	305.99	58,751	312.30	59,962	317.63	60,984	321.60	61,748
24	296.61	56,950	305.99	58,751	312.30	59,962	317.63	60,984	321.60	61,748
25	296.61	56,950	305.99	58,751	312.30	59,962	317.63	60,984	321.60	61,748
26	302.67	58,112	312.55	60,010	319.27	61,300	324.98	62,397	329.31	63,228

Steps 0 - 13 include a \$400 local supplement.  
Steps 14 - 26 include a \$1000 local supplement.

REVISED: 07/01/2015



# LIVINGSTON PARISH PUBLIC SCHOOLS

## INDEX 1.11 SALARY SCHEDULE

### 2015-2016

DAYS PER YEAR: **202**

HOURS PER DAY: **7.50**

HOURS PER YEAR: **1,515.00**

STEP	1.11 BACHELORS		1.11 MX		1.11 MX+30		1.11 SPECIALIST		1.11 PHD	
	DAILY	ANNUAL	DAILY	ANNUAL	DAILY	ANNUAL	DAILY	ANNUAL	DAILY	ANNUAL
0	232.32	46,928	234.87	47,444	235.42	47,554	238.99	48,275	243.53	49,194
1	232.32	46,928	234.87	47,444	235.42	47,554	238.99	48,275	243.53	49,194
2	234.32	47,332	236.87	47,848	237.42	47,958	240.98	48,677	245.52	49,596
3	236.32	47,736	238.88	48,254	239.43	48,365	242.99	49,083	247.53	50,002
4	238.33	48,143	240.88	48,657	241.43	48,768	244.98	49,485	250.55	50,611
5	240.33	48,546	242.88	49,062	243.43	49,173	246.99	49,892	253.72	51,251
6	242.33	48,951	245.89	49,670	246.93	49,880	250.53	50,608	256.87	51,888
7	244.62	49,413	249.18	50,334	250.78	50,657	254.48	51,405	260.29	52,579
8	246.62	49,818	252.34	50,973	254.47	51,403	258.17	52,150	263.45	53,216
9	248.63	50,223	255.50	51,610	258.14	52,145	261.84	52,891	266.60	53,854
10	251.79	50,862	258.64	52,246	261.82	52,887	265.53	53,638	269.76	54,491
11	254.95	51,499	261.80	52,883	265.50	53,632	269.21	54,380	272.92	55,130
12	258.28	52,173	265.23	53,576	269.47	54,432	273.16	55,178	276.36	55,824
13	261.44	52,810	268.56	54,250	273.15	55,177	276.83	55,919	279.35	56,428
14	269.85	54,510	277.45	56,045	282.43	57,050	286.46	57,865	289.31	58,441
15	269.85	54,510	277.45	56,045	282.43	57,050	286.46	57,865	289.31	58,441
16	269.85	54,510	277.45	56,045	282.43	57,050	286.46	57,865	289.31	58,441
17	275.67	55,686	283.74	57,315	289.11	58,400	293.51	59,290	296.70	59,933
18	275.67	55,686	283.74	57,315	289.11	58,400	293.51	59,290	296.70	59,933
19	275.67	55,686	283.74	57,315	289.11	58,400	293.51	59,290	296.70	59,933
20	281.32	56,826	289.86	58,552	295.62	59,715	300.41	60,682	303.92	61,391
21	281.32	56,826	289.86	58,552	295.62	59,715	300.41	60,682	303.92	61,391
22	281.32	56,826	289.86	58,552	295.62	59,715	300.41	60,682	303.92	61,391
23	287.34	58,042	296.36	59,864	302.52	61,110	307.67	62,150	311.53	62,930
24	287.34	58,042	296.36	59,864	302.52	61,110	307.67	62,150	311.53	62,930
25	287.34	58,042	296.36	59,864	302.52	61,110	307.67	62,150	311.53	62,930
26	293.20	59,226	302.70	61,146	309.27	62,472	314.80	63,590	319.00	64,437

Steps 0 - 13 include a \$400 local supplement  
Steps 14 - 26 include a \$1000 local supplement

REVISED: 07/01/2015



# LIVINGSTON PARISH PUBLIC SCHOOLS

## INDEX 1.12 SALARY SCHEDULE

### 2015-2016

DAYS PER YEAR: 202

HOURS PER DAY: 7.50

HOURS PER YEAR: 1,515.00

STEP	1.12 BX		1.12 MX		1.12 MX30		1.12 SPEC		1.12 PHD	
	DAILY	ANNUAL	DAILY	ANNUAL	DAILY	ANNUAL	DAILY	ANNUAL	DAILY	ANNUAL
0	234.31	47,331	236.88	47,850	237.44	47,962	241.03	48,689	245.62	49,616
1	234.31	47,331	236.88	47,850	237.44	47,962	241.03	48,689	245.62	49,616
2	236.33	47,738	238.90	48,258	239.46	48,370	243.04	49,095	247.63	50,022
3	238.35	48,146	240.93	48,668	241.49	48,780	245.07	49,504	249.67	50,433
4	240.38	48,556	242.94	49,074	243.50	49,186	247.08	49,910	252.71	51,047
5	242.39	48,962	244.97	49,483	245.52	49,595	249.11	50,321	255.90	51,692
6	244.41	49,371	248.00	50,097	249.05	50,309	252.69	51,043	259.08	52,335
7	246.72	49,837	251.32	50,767	252.94	51,093	256.67	51,847	262.53	53,032
8	248.74	50,246	254.51	51,412	256.66	51,845	260.39	52,599	265.72	53,675
9	250.77	50,655	257.70	52,055	260.37	52,595	264.09	53,347	268.90	54,318
10	253.96	51,300	260.87	52,696	264.07	53,343	267.83	54,101	272.08	54,961
11	257.14	51,943	264.05	53,339	267.79	54,094	271.53	54,849	275.28	55,606
12	260.51	52,623	267.51	54,038	271.79	54,902	275.51	55,654	278.74	56,306
13	263.69	53,265	270.88	54,718	275.51	55,653	279.22	56,403	281.76	56,915
14	272.15	54,975	279.82	56,524	284.84	57,538	288.91	58,360	291.79	58,941
15	272.15	54,975	279.82	56,524	284.84	57,538	288.91	58,360	291.79	58,941
16	272.15	54,975	279.82	56,524	284.84	57,538	288.91	58,360	291.79	58,941
17	278.02	56,161	286.17	57,807	291.58	58,900	296.03	59,798	299.24	60,447
18	278.02	56,161	286.17	57,807	291.58	58,900	296.03	59,798	299.24	60,447
19	278.02	56,161	286.17	57,807	291.58	58,900	296.03	59,798	299.24	60,447
20	283.72	57,312	292.34	59,053	298.15	60,227	302.99	61,203	306.52	61,918
21	283.72	57,312	292.34	59,053	298.15	60,227	302.99	61,203	306.52	61,918
22	283.72	57,312	292.34	59,053	298.15	60,227	302.99	61,203	306.52	61,918
23	289.80	58,539	298.90	60,377	305.12	61,635	310.32	62,684	314.21	63,471
24	289.80	58,539	298.90	60,377	305.12	61,635	310.32	62,684	314.21	63,471
25	289.80	58,539	298.90	60,377	305.12	61,635	310.32	62,684	314.21	63,471
26	295.71	59,733	305.30	61,671	311.93	63,009	317.50	64,136	321.74	64,991

Steps 0 - 13 include a \$400 local supplement  
Steps 14 - 26 include a \$1000 local supplement

REVISED: 07/01/2015



# LIVINGSTON PARISH PUBLIC SCHOOLS

## INDEX 1.13 SALARY SCHEDULE

### 2015-2016

DAYS PER YEAR: 202

HOURS PER DAY: 7.50

HOURS PER YEAR: 1,515.00

STEP	1.13 BACHELORS		1.13 MX		1.13 MX+30		1.13 SPECIALIST		1.13 PHD	
	DAILY	ANNUAL	DAILY	ANNUAL	DAILY	ANNUAL	DAILY	ANNUAL	DAILY	ANNUAL
0	236.30	47,733	238.90	48,258	239.46	48,371	243.09	49,104	247.72	50,040
1	236.30	47,733	238.90	48,258	239.46	48,371	243.09	49,104	247.72	50,040
2	238.34	48,145	240.94	48,669	241.50	48,782	245.11	49,513	249.75	50,449
3	240.38	48,556	242.99	49,083	243.54	49,196	247.16	49,927	251.80	50,863
4	242.43	48,970	245.01	49,493	245.57	49,606	249.19	50,336	254.87	51,484
5	244.46	49,380	247.05	49,905	247.61	50,018	251.24	50,750	258.09	52,134
6	246.50	49,792	250.12	50,524	251.18	50,738	254.85	51,479	261.30	52,782
7	248.82	50,262	253.47	51,200	255.09	51,529	258.87	52,292	264.78	53,486
8	250.87	50,676	256.69	51,851	258.85	52,288	262.62	53,049	268.00	54,135
9	252.91	51,087	259.90	52,500	262.59	53,044	266.36	53,804	271.21	54,784
10	256.13	51,738	263.10	53,147	266.33	53,799	270.12	54,564	274.42	55,432
11	259.34	52,387	266.32	53,796	270.08	54,557	273.86	55,319	277.64	56,083
12	262.74	53,073	269.81	54,501	274.12	55,372	277.88	56,132	281.13	56,789
13	265.95	53,721	273.21	55,188	277.87	56,130	281.61	56,886	284.18	57,404
14	274.46	55,441	282.20	57,004	287.26	58,027	291.37	58,856	294.27	59,442
15	274.46	55,441	282.20	57,004	287.26	58,027	291.37	58,856	294.27	59,442
16	274.46	55,441	282.20	57,004	287.26	58,027	291.37	58,856	294.27	59,442
17	280.39	56,638	288.60	58,297	294.06	59,401	298.55	60,307	301.79	60,961
18	280.39	56,638	288.60	58,297	294.06	59,401	298.55	60,307	301.79	60,961
19	280.39	56,638	288.60	58,297	294.06	59,401	298.55	60,307	301.79	60,961
20	286.13	57,798	294.83	59,555	300.69	60,740	305.56	61,724	309.14	62,446
21	286.13	57,798	294.83	59,555	300.69	60,740	305.56	61,724	309.14	62,446
22	286.13	57,798	294.83	59,555	300.69	60,740	305.56	61,724	309.14	62,446
23	292.26	59,037	301.44	60,891	307.72	62,160	312.97	63,219	316.89	64,012
24	292.26	59,037	301.44	60,891	307.72	62,160	312.97	63,219	316.89	64,012
25	292.26	59,037	301.44	60,891	307.72	62,160	312.97	63,219	316.89	64,012
26	298.22	60,241	307.90	62,196	314.59	63,547	320.22	64,684	324.49	65,547

Steps 0 - 13 include a \$400 local supplement  
Steps 14 - 26 include a \$1000 local supplement

REVISED: 07/01/2015





# LIVINGSTON PARISH PUBLIC SCHOOLS

## INDEX 1.14 SALARY SCHEDULE

### 2015-2016

DAYS PER YEAR: 202


HOURS PER DAY: 7.50

HOURS PER YEAR: 1,515.00

STEP	1.14 BX		1.14 MX		1.14 MX30		1.14 SPEC		1.14 PHD	
	DAILY	ANNUAL	DAILY	ANNUAL	DAILY	ANNUAL	DAILY	ANNUAL	DAILY	ANNUAL
0	238.29	48,135	240.91	48,664	241.48	48,778	245.14	49,518	249.81	50,462
1	238.29	48,135	240.91	48,664	241.48	48,778	245.14	49,518	249.81	50,462
2	240.35	48,550	242.97	49,079	243.53	49,193	247.18	49,931	251.86	50,875
3	242.40	48,965	245.03	49,497	245.60	49,611	249.25	50,348	253.93	51,293
4	244.47	49,383	247.08	49,910	247.64	50,024	251.29	50,761	257.02	51,918
5	246.51	49,796	249.14	50,327	249.71	50,441	253.36	51,179	260.27	52,575
6	248.58	50,213	252.23	50,951	253.30	51,167	257.00	51,915	263.51	53,229
7	250.93	50,687	255.61	51,633	257.25	51,965	261.05	52,733	267.02	53,939
8	252.99	51,103	258.86	52,290	261.04	52,731	264.84	53,498	270.27	54,594
9	255.04	51,519	262.10	52,944	264.82	53,493	268.61	54,260	273.50	55,248
10	258.30	52,176	265.33	53,597	268.59	54,255	272.41	55,027	276.74	55,902
11	261.53	52,830	268.57	54,252	272.38	55,020	276.18	55,788	280.00	56,559
12	264.96	53,522	272.09	54,963	276.45	55,842	280.24	56,608	283.52	57,271
13	268.20	54,177	275.52	55,655	280.23	56,607	284.00	57,369	286.59	57,892
14	276.76	55,906	284.57	57,483	289.67	58,514	293.82	59,351	296.75	59,943
15	276.76	55,906	284.57	57,483	289.67	58,514	293.82	59,351	296.75	59,943
16	276.76	55,906	284.57	57,483	289.67	58,514	293.82	59,351	296.75	59,943
17	282.74	57,113	291.02	58,787	296.54	59,901	301.06	60,815	304.33	61,475
18	282.74	57,113	291.02	58,787	296.54	59,901	301.06	60,815	304.33	61,475
19	282.74	57,113	291.02	58,787	296.54	59,901	301.06	60,815	304.33	61,475
20	288.53	58,284	297.31	60,057	303.23	61,252	308.14	62,244	311.75	62,973
21	288.53	58,284	297.31	60,057	303.23	61,252	308.14	62,244	311.75	62,973
22	288.53	58,284	297.31	60,057	303.23	61,252	308.14	62,244	311.75	62,973
23	294.72	59,534	303.98	61,404	310.32	62,684	315.61	63,753	319.57	64,553
24	294.72	59,534	303.98	61,404	310.32	62,684	315.61	63,753	319.57	64,553
25	294.72	59,534	303.98	61,404	310.32	62,684	315.61	63,753	319.57	64,553
26	300.74	60,749	310.50	62,721	317.24	64,083	322.93	65,231	327.23	66,101

Steps 0 - 13 include a \$400 local supplement  
Steps 14 - 26 include a \$1000 local supplement

REVISED: 07/01/2015



# LIVINGSTON PARISH PUBLIC SCHOOLS

## INDEX 1.15 SALARY SCHEDULE

### 2015-2016

DAYS PER YEAR: 202

HOURS PER DAY: 7.50

HOURS PER YEAR: 1,515.00

STEP	1.15 BX		1.15 MX		1.15 MX30		1.15 SPEC		1.15 PHD	
	DAILY	ANNUAL	DAILY	ANNUAL	DAILY	ANNUAL	DAILY	ANNUAL	DAILY	ANNUAL
0	240.28	48,537	242.93	49,071	243.50	49,186	247.19	49,932	251.91	50,885
1	240.28	48,537	242.93	49,071	243.50	49,186	247.19	49,932	2,499.43	504,88
2	242.36	48,956	245.00	49,490	245.57	49,605	249.25	50,349	253.97	51,301
3	244.43	49,375	247.08	49,911	247.65	50,026	251.34	50,770	256.05	51,723
4	246.51	49,796	249.15	50,328	249.72	50,443	253.40	51,186	259.17	52,353
5	248.58	50,213	251.23	50,748	251.80	50,863	255.49	51,608	262.46	53,016
6	250.66	50,633	254.35	51,378	255.42	51,595	259.16	52,350	265.72	53,676
7	253.02	51,111	257.75	52,066	259.41	52,400	263.24	53,175	269.27	54,392
8	255.10	51,531	261.03	52,728	263.23	53,173	267.06	53,947	272.53	55,052
9	257.18	51,951	264.30	53,388	267.04	53,942	270.87	54,716	275.80	55,712
10	260.46	52,613	267.56	54,047	270.85	54,711	274.70	55,489	279.07	56,372
11	263.73	53,273	270.83	54,707	274.66	55,482	278.50	56,257	282.35	57,035
12	267.18	53,971	274.38	55,425	278.77	56,311	282.59	57,084	285.91	57,754
13	270.45	54,631	277.84	56,123	282.59	57,083	286.40	57,852	289.00	58,379
14	279.06	56,371	286.94	57,961	292.09	59,002	296.27	59,846	299.22	60,443
15	279.06	56,371	286.94	57,961	292.09	59,002	296.27	59,846	299.22	60,443
16	279.06	56,371	286.94	57,961	292.09	59,002	296.27	59,846	299.22	60,443
17	285.09	57,589	293.45	59,277	299.01	60,401	303.58	61,323	306.88	61,989
18	285.09	57,589	293.45	59,277	299.01	60,401	303.58	61,323	306.88	61,989
19	285.09	57,589	293.45	59,277	299.01	60,401	303.58	61,323	306.88	61,989
20	290.94	58,770	299.79	60,558	305.76	61,763	310.72	62,765	314.36	63,500
21	290.94	58,770	299.79	60,558	305.76	61,763	310.72	62,765	314.36	63,500
22	290.94	58,770	299.79	60,558	305.76	61,763	310.72	62,765	314.36	63,500
23	297.18	60,030	306.52	61,917	312.92	63,209	318.25	64,286	322.25	65,094
24	297.18	60,030	306.52	61,917	312.92	63,209	318.25	64,286	322.25	65,094
25	297.18	60,030	306.52	61,917	312.92	63,209	318.25	64,286	322.25	65,094
26	303.25	61,256	313.10	63,246	319.90	64,620	325.63	65,778	329.98	66,655

Steps 0 - 13 include a \$400 local supplement  
Steps 14 - 26 include a \$1000 local supplement

REVISED: 07/01/2015



# LIVINGSTON PARISH PUBLIC SCHOOLS

## INDEX 1.17 SALARY SCHEDULE

### 2015-2016

DAYS PER YEAR: 202

HOURS PER DAY: 7.50

HOURS PER YEAR: 1,515.00

STEP	1.17 BX		1.17 MX		1.17 MX30		1.17 SPEC		1.17 PHD	
	DAILY	ANNUAL	DAILY	ANNUAL	DAILY	ANNUAL	DAILY	ANNUAL	DAILY	ANNUAL
0	244.26	49,341	246.95	49,884	247.53	50,001	251.29	50,760	256.08	51,729
1	244.26	49,341	246.95	49,884	247.53	50,001	251.29	50,760	256.08	51,729
2	246.37	49,767	249.06	50,310	249.64	50,427	253.39	51,184	258.18	52,152
3	248.48	50,193	251.18	50,738	251.76	50,855	255.50	51,612	260.31	52,582
4	250.60	50,621	253.28	51,163	253.86	51,280	257.60	52,035	263.48	53,223
5	252.70	51,046	255.40	51,590	255.98	51,707	259.73	52,465	266.82	53,897
6	254.82	51,473	258.57	52,231	259.66	52,452	263.46	53,219	270.14	54,568
7	257.22	51,959	262.03	52,930	263.72	53,271	267.62	54,059	273.75	55,297
8	259.34	52,386	265.37	53,604	267.61	54,057	271.51	54,845	277.07	55,969
9	261.45	52,813	268.69	54,276	271.49	54,840	275.38	55,626	280.40	56,640
10	264.79	53,487	272.01	54,946	275.35	55,621	279.27	56,413	283.72	57,312
11	268.11	54,159	275.34	55,618	279.24	56,406	283.14	57,195	287.06	57,986
12	271.63	54,869	278.95	56,348	283.42	57,250	287.31	58,036	290.68	58,717
13	274.96	55,541	282.47	57,058	287.30	58,035	291.18	58,818	293.83	59,354
14	283.66	57,300	291.67	58,918	296.92	59,977	301.17	60,837	304.18	61,444
15	283.66	57,300	291.67	58,918	296.92	59,977	301.17	60,837	304.18	61,444
16	283.66	57,300	291.67	58,918	296.92	59,977	301.17	60,837	304.18	61,444
17	289.80	58,539	298.30	60,257	303.96	61,400	308.60	62,338	311.96	63,016
18	289.80	58,539	298.30	60,257	303.96	61,400	308.60	62,338	311.96	63,016
19	289.80	58,539	298.30	60,257	303.96	61,400	308.60	62,338	311.96	63,016
20	295.75	59,741	304.75	61,560	310.82	62,786	315.87	63,805	319.57	64,553
21	295.75	59,741	304.75	61,560	310.82	62,786	315.87	63,805	319.57	64,553
22	295.75	59,741	304.75	61,560	310.82	62,786	315.87	63,805	319.57	64,553
23	252.59	51,023	311.60	62,943	318.10	64,257	323.53	65,353	327.60	66,175
24	252.59	51,023	311.60	62,943	318.10	64,257	323.53	65,353	327.60	66,175
25	252.59	51,023	311.60	62,943	318.10	64,257	323.53	65,353	327.60	66,175
26	308.27	62,270	318.29	64,294	325.21	65,693	331.04	66,871	335.46	67,763

Steps 0 - 13 include a \$400 local supplement  
Steps 14 - 26 include a \$1000 local supplement

REVISED: 07/01/2015



# LIVINGSTON PARISH PUBLIC SCHOOLS

## INDEX 1.19 SALARY SCHEDULE

### 2015-2016

DAYS PER YEAR: 202

HOURS PER DAY: 7.50

HOURS PER YEAR: 1,515.00

STEP	1.19 BX		1.19 MX		1.19 MX30		1.19 SPEC		1.19 PHD	
	DAILY	ANNUAL	DAILY	ANNUAL	DAILY	ANNUAL	DAILY	ANNUAL	DAILY	ANNUAL
0	248.25	50,146	250.98	50,698	251.57	50,817	255.39	51,589	260.27	52,575
1	248.25	50,146	250.98	50,698	251.57	50,817	255.39	51,589	260.27	52,575
2	250.39	50,579	253.12	51,131	253.71	51,250	257.52	52,020	262.40	53,005
3	252.53	51,012	255.28	51,567	255.87	51,686	259.68	52,456	264.56	53,442
4	254.69	51,448	257.42	51,999	258.01	52,118	261.81	52,886	267.79	54,094
5	256.83	51,880	259.57	52,433	260.16	52,552	263.98	53,323	271.19	54,780
6	258.98	52,314	262.80	53,085	263.91	53,310	267.78	54,091	274.57	55,463
7	261.43	52,809	266.32	53,797	268.03	54,143	272.00	54,945	278.24	56,204
8	263.58	53,243	269.71	54,482	272.00	54,943	275.96	55,744	281.62	56,887
9	265.73	53,678	273.09	55,165	275.94	55,739	279.89	56,538	285.00	57,570
10	269.12	54,363	276.47	55,847	279.87	56,534	283.86	57,339	288.38	58,253
11	272.50	55,046	279.85	56,530	283.82	57,332	287.79	58,134	291.78	58,939
12	276.08	55,768	283.53	57,273	288.07	58,190	292.03	58,990	295.46	59,682
13	279.47	56,452	287.10	57,995	292.02	58,989	295.97	59,785	298.66	60,330
14	288.27	58,231	296.42	59,877	301.75	60,954	306.07	61,827	309.13	62,445
15	288.27	58,231	296.42	59,877	301.75	60,954	306.07	61,827	309.13	62,445
16	288.27	58,231	296.42	59,877	301.75	60,954	306.07	61,827	309.13	62,445
17	294.50	59,490	303.16	61,238	308.92	62,401	313.64	63,355	317.05	64,044
18	294.50	59,490	303.16	61,238	308.92	62,401	313.64	63,355	317.05	64,044
19	294.50	59,490	303.16	61,238	308.92	62,401	313.64	63,355	317.05	64,044
20	300.56	60,713	309.72	62,564	315.90	63,811	321.02	64,847	324.79	65,608
21	300.56	60,713	309.72	62,564	315.90	63,811	321.02	64,847	324.79	65,608
22	300.56	60,713	309.72	62,564	315.90	63,811	321.02	64,847	324.79	65,608
23	307.01	62,017	316.68	63,970	323.30	65,307	328.82	66,422	332.96	67,257
24	307.01	62,017	316.68	63,970	323.30	65,307	328.82	66,422	332.96	67,257
25	307.01	62,017	316.68	63,970	323.30	65,307	328.82	66,422	332.96	67,257
26	313.30	63,286	323.49	65,345	330.53	66,767	336.46	67,965	340.96	68,873

Steps 0 - 13 include a \$400 local supplement  
Steps 14 - 26 include a \$1000 local supplement

REVISED: 07/01/2015



# LIVINGSTON PARISH PUBLIC SCHOOLS

## INDEX 1.21 SALARY SCHEDULE

### 2015-2016

DAYS PER YEAR: 202

HOURS PER DAY: 7.50

HOURS PER YEAR: 1,515.00

STEP	1.21 BX		1.21 MX		1.21 MX30		1.21 SPEC		1.21 PHD	
	DAILY	ANNUAL	DAILY	ANNUAL	DAILY	ANNUAL	DAILY	ANNUAL	DAILY	ANNUAL
0	252.23	50,950	255.01	51,512	255.60	51,632	259.50	52,418	264.46	53,420
1	252.23	50,950	255.01	51,512	255.60	51,632	259.50	52,418	264.46	53,420
2	254.41	51,390	257.19	51,953	257.79	52,073	261.66	52,856	266.62	53,858
3	256.59	51,831	259.38	52,395	259.98	52,515	263.86	53,299	268.82	54,302
4	258.78	52,273	261.56	52,835	262.15	52,955	266.02	53,737	272.10	54,965
5	260.96	52,713	263.74	53,276	264.34	53,396	268.22	54,181	275.55	55,662
6	263.14	53,154	267.02	53,939	268.15	54,167	272.09	54,962	279.00	56,357
7	265.63	53,658	270.61	54,663	272.35	55,014	276.39	55,831	282.73	57,111
8	267.82	54,099	274.06	55,360	276.37	55,827	280.41	56,643	286.16	57,805
9	270.00	54,541	277.50	56,054	280.38	56,637	284.41	57,451	289.60	58,500
10	273.46	55,238	280.93	56,748	284.38	57,445	288.44	58,265	293.04	59,194
11	276.89	55,932	284.37	57,442	288.40	58,257	292.44	59,073	296.49	59,891
12	280.53	56,667	288.10	58,197	292.72	59,129	296.75	59,943	300.24	60,648
13	283.97	57,361	291.74	58,932	296.74	59,941	300.75	60,752	303.50	61,306
14	292.88	59,161	301.16	60,835	306.58	61,929	310.98	62,818	314.09	63,446
15	292.88	59,161	301.16	60,835	306.58	61,929	310.98	62,818	314.09	63,446
16	292.88	59,161	301.16	60,835	306.58	61,929	310.98	62,818	314.09	63,446
17	299.22	60,442	308.01	62,219	313.86	63,400	318.67	64,372	322.14	65,072
18	299.22	60,442	308.01	62,219	313.86	63,400	318.67	64,372	322.14	65,072
19	299.22	60,442	308.01	62,219	313.86	63,400	318.67	64,372	322.14	65,072
20	305.37	61,685	314.69	63,567	320.96	64,834	326.18	65,889	330.01	66,662
21	305.37	61,685	314.69	63,567	320.96	64,834	326.18	65,889	330.01	66,662
22	305.37	61,685	314.69	63,567	320.96	64,834	326.18	65,889	330.01	66,662
23	311.94	63,011	321.77	64,997	328.49	66,355	334.11	67,490	338.31	68,339
24	311.94	63,011	321.77	64,997	328.49	66,355	334.11	67,490	338.31	68,339
25	311.94	63,011	321.77	64,997	328.49	66,355	334.11	67,490	338.31	68,339
26	318.32	64,301	328.69	66,395	335.84	67,840	341.88	69,059	346.45	69,983

Steps 0 - 13 include a \$400 local supplement  
Steps 14 - 26 include a \$1000 local supplement

REVISED: 07/01/2015



# LIVINGSTON PARISH PUBLIC SCHOOLS

## INDEX 1.22 SALARY SCHEDULE

### 2015-2016

DAYS PER YEAR: **202**

HOURS PER DAY: **7.50**

HOURS PER YEAR: **1,515.00**

STEP	1.22 BX		1.22 MX		1.22 MX30		1.22 SPEC		1.22 PHD	
	DAILY	ANNUAL	DAILY	ANNUAL	DAILY	ANNUAL	DAILY	ANNUAL	DAILY	ANNUAL
0	254.22	51,353	257.02	51,919	257.63	52,041	261.54	52,832	266.55	53,843
1	254.22	51,353	257.02	51,919	257.63	52,041	261.54	52,832	266.55	53,843
2	256.42	51,797	259.22	52,363	259.83	52,485	263.73	53,274	268.74	54,285
3	258.62	52,241	261.44	52,810	262.04	52,932	265.94	53,720	270.96	54,733
4	260.83	52,688	263.63	53,253	264.23	53,375	268.13	54,162	274.26	55,401
5	263.02	53,131	265.83	53,698	266.44	53,820	270.35	54,610	277.74	56,104
6	265.23	53,576	269.14	54,367	270.28	54,597	274.24	55,396	281.21	56,804
7	267.74	54,083	272.75	55,096	274.51	55,451	278.57	56,272	284.97	57,564
8	269.95	54,529	276.23	55,799	278.57	56,271	282.63	57,091	288.44	58,264
9	272.15	54,974	279.70	56,499	282.61	57,087	286.66	57,906	291.91	58,965
10	275.63	55,677	283.16	57,198	286.64	57,902	290.73	58,727	295.37	59,665
11	279.09	56,377	286.62	57,898	290.70	58,721	294.76	59,542	298.85	60,368
12	282.76	57,118	290.40	58,660	295.05	59,600	299.10	60,419	302.62	61,130
13	286.23	57,818	294.06	59,400	299.10	60,419	303.14	61,234	305.91	61,794
14	295.18	59,627	303.53	61,314	309.00	62,418	313.43	63,313	316.57	63,947
15	295.18	59,627	303.53	61,314	309.00	62,418	313.43	63,313	316.57	63,947
16	295.18	59,627	303.53	61,314	309.00	62,418	313.43	63,313	316.57	63,947
17	301.58	60,919	310.45	62,710	316.35	63,902	321.18	64,879	324.69	65,587
18	301.58	60,919	310.45	62,710	316.35	63,902	321.18	64,879	324.69	65,587
19	301.58	60,919	310.45	62,710	316.35	63,902	321.18	64,879	324.69	65,587
20	307.78	62,172	317.18	64,070	323.50	65,348	328.76	66,409	332.62	67,190
21	307.78	62,172	317.18	64,070	323.50	65,348	328.76	66,409	332.62	67,190
22	307.78	62,172	317.18	64,070	323.50	65,348	328.76	66,409	332.62	67,190
23	314.40	63,509	324.31	65,511	331.09	66,881	336.75	68,023	341.00	68,881
24	314.40	63,509	324.31	65,511	331.09	66,881	336.75	68,023	341.00	68,881
25	314.40	63,509	324.31	65,511	331.09	66,881	336.75	68,023	341.00	68,881
26	320.84	64,809	331.29	66,920	338.50	68,378	344.58	69,606	349.19	70,537

Steps 0 - 13 include a \$400 local supplement  
Steps 14 - 26 include a \$1000 local supplement

REVISED: 07/01/2015



# LIVINGSTON PARISH PUBLIC SCHOOLS

## INDEX 1.24 SALARY SCHEDULE

### 2015-20196

DAYS PER YEAR: **202**

HOURS PER DAY: **7.50**

HOURS PER YEAR: **1,515.00**

STEP	1.24 BX		1.24 MX		1.24 MX30		1.24 SPEC		1.24 PHD	
	DAILY	ANNUAL	DAILY	ANNUAL	DAILY	ANNUAL	DAILY	ANNUAL	DAILY	ANNUAL
0	258.21	52,158	261.05	52,732	261.66	52,856	265.65	53,661	270.73	54,688
1	258.21	52,158	261.05	52,732	261.66	52,856	265.65	53,661	270.73	54,688
2	260.44	52,608	263.29	53,184	263.90	53,308	267.87	54,110	272.96	55,137
3	262.67	53,060	265.53	53,638	266.15	53,762	270.12	54,564	275.21	55,592
4	264.92	53,514	267.76	54,088	268.38	54,212	272.34	55,013	278.57	56,271
5	267.15	53,964	270.00	54,540	270.61	54,664	274.59	55,468	282.11	56,986
6	269.39	54,416	273.37	55,220	274.52	55,454	278.55	56,268	285.63	57,697
7	271.94	54,932	277.03	55,961	278.82	56,322	282.96	57,158	289.46	58,470
8	274.18	55,385	280.57	56,676	282.95	57,155	287.08	57,990	292.98	59,182
9	276.42	55,837	284.09	57,387	287.05	57,985	291.18	58,818	296.50	59,893
10	279.96	56,552	287.61	58,098	291.15	58,813	295.31	59,653	300.02	60,605
11	283.48	57,263	291.14	58,810	295.27	59,645	299.41	60,481	303.56	61,319
12	287.21	58,016	294.97	59,583	299.70	60,539	303.83	61,373	307.40	62,094
13	290.73	58,728	298.69	60,336	303.82	61,371	307.93	62,201	310.74	62,769
14	299.79	60,557	308.28	62,272	313.83	63,394	318.34	64,304	321.52	64,947
15	299.79	60,557	308.28	62,272	313.83	63,394	318.34	64,304	321.52	64,947
16	299.79	60,557	308.28	62,272	313.83	63,394	318.34	64,304	321.52	64,947
17	306.29	61,870	315.30	63,690	321.30	64,902	326.22	65,896	329.77	66,614
18	306.29	61,870	315.30	63,690	321.30	64,902	326.22	65,896	329.77	66,614
19	306.29	61,870	315.30	63,690	321.30	64,902	326.22	65,896	329.77	66,614
20	312.59	63,143	322.13	65,071	328.57	66,371	333.92	67,451	337.84	68,244
21	312.59	63,143	322.13	65,071	328.57	66,371	333.92	67,451	337.84	68,244
22	312.59	63,143	322.13	65,071	328.57	66,371	333.92	67,451	337.84	68,244
23	319.32	64,502	329.39	66,537	336.29	67,930	342.04	69,092	346.35	69,962
24	319.32	64,502	329.39	66,537	336.29	67,930	342.04	69,092	346.35	69,962
25	319.32	64,502	329.39	66,537	336.29	67,930	342.04	69,092	346.35	69,962
26	325.86	65,824	336.48	67,969	343.82	69,451	350.00	70,700	354.68	71,646

Steps 0 - 13 include a \$400 local supplement  
Steps 14 - 26 include a \$1000 local supplement

REVISED: 07/01/2015



# LIVINGSTON PARISH PUBLIC SCHOOLS

## INDEX 1.26 SALARY SCHEDULE

### 2015-2016

DAYS PER YEAR: 202

HOURS PER DAY: 7.50

HOURS PER YEAR: 1,515.00

STEP	1.26 BX		1.26 MX		1.26 MX30		1.26 SPEC		1.26 PHD	
	DAILY	ANNUAL	DAILY	ANNUAL	DAILY	ANNUAL	DAILY	ANNUAL	DAILY	ANNUAL
0	262.18	52,961	265.08	53,546	265.70	53,672	269.75	54,490	274.92	55,533
1	262.18	52,961	265.08	53,546	265.70	53,672	269.75	54,490	274.92	55,533
2	264.46	53,420	267.35	54,004	267.97	54,130	272.01	54,946	277.17	55,989
3	266.72	53,878	269.63	54,465	270.25	54,591	274.30	55,408	279.46	56,451
4	269.00	54,339	271.90	54,923	272.52	55,049	276.55	55,864	282.88	57,142
5	271.27	54,797	274.17	55,383	274.80	55,509	278.84	56,326	286.47	57,867
6	273.55	55,257	277.59	56,073	278.77	56,311	282.87	57,140	290.05	58,591
7	276.14	55,781	281.32	56,827	283.13	57,193	287.35	58,044	293.94	59,376
8	278.42	56,241	284.91	57,552	287.33	58,040	291.53	58,889	297.52	60,099
9	280.70	56,701	288.50	58,276	291.50	58,883	295.70	59,731	301.10	60,822
10	284.29	57,426	292.07	58,998	295.67	59,725	299.90	60,579	304.68	61,545
11	287.87	58,150	295.65	59,721	299.85	60,570	304.06	61,420	308.27	62,271
12	291.65	58,914	299.53	60,506	304.35	61,479	308.54	62,326	312.17	63,059
13	295.24	59,638	303.33	61,272	308.53	62,324	312.71	63,168	315.56	63,744
14	304.39	61,486	313.01	63,229	318.66	64,369	323.24	65,295	326.48	65,948
15	304.39	61,486	313.01	63,229	318.66	64,369	323.24	65,295	326.48	65,948
16	304.39	61,486	313.01	63,229	318.66	64,369	323.24	65,295	326.48	65,948
17	311.00	62,821	320.15	64,670	326.24	65,901	331.25	66,913	334.86	67,641
18	311.00	62,821	320.15	64,670	326.24	65,901	331.25	66,913	334.86	67,641
19	311.00	62,821	320.15	64,670	326.24	65,901	331.25	66,913	334.86	67,641
20	317.40	64,115	327.10	66,074	333.64	67,395	339.07	68,493	343.05	69,297
21	317.40	64,115	327.10	66,074	333.64	67,395	339.07	68,493	343.05	69,297
22	317.40	64,115	327.10	66,074	333.64	67,395	339.07	68,493	343.05	69,297
23	324.24	65,496	334.47	67,563	341.48	68,978	347.33	70,160	351.70	71,043
24	324.24	65,496	334.47	67,563	341.48	68,978	347.33	70,160	351.70	71,043
25	324.24	65,496	334.47	67,563	341.48	68,978	347.33	70,160	351.70	71,043
26	330.89	66,839	341.68	69,019	349.13	70,524	355.42	71,794	360.17	72,755

Steps 0 - 13 include a \$400 local supplement  
Steps 14 - 26 include a \$1000 local supplement

REVISED: 07/01/2015





# LIVINGSTON PARISH PUBLIC SCHOOLS

## INDEX 1.28 SALARY SCHEDULE

### 2015-2016

DAYS PER YEAR: 202


HOURS PER DAY: 7.50

HOURS PER YEAR: 1,515.00

STEP	1.28 BX		1.28 MX		1.28 MX30		1.28 SPEC		1.28 PHD	
	DAILY	ANNUAL	DAILY	ANNUAL	DAILY	ANNUAL	DAILY	ANNUAL	DAILY	ANNUAL
0	266.17	53,766	269.11	54,360	269.74	54,488	273.86	55,319	279.10	56,378
1	266.17	53,766	269.11	54,360	269.74	54,488	273.86	55,319	279.10	56,378
2	268.48	54,232	271.42	54,826	272.05	54,954	276.16	55,785	281.40	56,842
3	270.78	54,698	273.73	55,294	274.37	55,422	278.47	56,250	283.72	57,311
4	273.10	55,166	276.03	55,759	276.67	55,887	280.76	56,714	287.19	58,013
5	275.40	55,631	278.35	56,226	278.98	56,354	283.08	57,183	290.84	58,750
6	277.71	56,098	281.82	56,927	283.01	57,169	287.17	58,009	294.48	59,485
7	280.35	56,631	285.61	57,693	287.45	58,065	291.72	58,928	298.43	60,282
8	282.66	57,098	289.26	58,430	291.71	58,926	295.98	59,787	302.06	61,017
9	284.98	57,565	292.90	59,165	295.95	59,782	300.21	60,642	305.70	61,752
10	288.62	58,302	296.52	59,898	300.18	60,637	304.47	61,503	309.34	62,487
11	292.26	59,037	300.16	60,633	304.44	61,496	308.71	62,359	312.99	63,224
12	296.11	59,814	304.12	61,432	309.00	62,419	313.26	63,279	316.95	64,024
13	299.75	60,549	307.97	62,209	313.26	63,278	317.50	64,134	320.40	64,720
14	309.00	62,417	317.76	64,187	323.50	65,346	328.14	66,285	331.44	66,950
15	309.00	62,417	317.76	64,187	323.50	65,346	328.14	66,285	331.44	66,950
16	309.00	62,417	317.76	64,187	323.50	65,346	328.14	66,285	331.44	66,950
17	315.71	63,773	325.01	65,652	331.20	66,902	336.28	67,929	339.95	68,670
18	315.71	63,773	325.01	65,652	331.20	66,902	336.28	67,929	339.95	68,670
19	315.71	63,773	325.01	65,652	331.20	66,902	336.28	67,929	339.95	68,670
20	322.21	65,087	332.07	67,078	338.71	68,419	344.23	69,534	348.28	70,352
21	322.21	65,087	332.07	67,078	338.71	68,419	344.23	69,534	348.28	70,352
22	322.21	65,087	332.07	67,078	338.71	68,419	344.23	69,534	348.28	70,352
23	329.16	66,490	339.56	68,591	346.67	70,028	352.61	71,227	357.06	72,126
24	329.16	66,490	339.56	68,591	346.67	70,028	352.61	71,227	357.06	72,126
25	329.16	66,490	339.56	68,591	346.67	70,028	352.61	71,227	357.06	72,126
26	335.92	67,855	346.88	70,069	354.45	71,599	360.83	72,887	365.66	73,864

Steps 0 - 13 include a \$400 local supplement  
Steps 14 - 26 include a \$1000 local supplement

REVISED: 07/01/2015



# LIVINGSTON PARISH PUBLIC SCHOOLS

## INDEX 1.30 SALARY SCHEDULE

### 2015-2016

DAYS PER YEAR: 202

HOURS PER DAY: 7.50

HOURS PER YEAR: 1,515.00

STEP	1.30 BX		1.30 MX		1.30 MX30		1.30 SPEC		1.30 PHD	
	DAILY	ANNUAL	DAILY	ANNUAL	DAILY	ANNUAL	DAILY	ANNUAL	DAILY	ANNUAL
0	270.15	54,570	273.14	55,174	273.78	55,303	277.96	56,147	283.29	57,224
1	270.15	54,570	273.14	55,174	273.78	55,303	277.96	56,147	283.29	57,224
2	272.49	55,043	275.48	55,647	276.12	55,776	280.28	56,617	285.62	57,695
3	274.83	55,516	277.84	56,123	278.48	56,252	282.64	57,093	287.98	58,172
4	277.19	55,992	280.17	56,595	280.81	56,724	284.97	57,564	291.50	58,884
5	279.52	56,464	282.52	57,069	283.16	57,198	287.33	58,041	295.21	59,633
6	281.87	56,938	286.05	57,782	287.26	58,027	291.48	58,879	298.91	60,379
7	284.55	57,479	289.90	58,559	291.77	58,937	296.10	59,813	302.92	61,189
8	286.90	57,954	293.60	59,308	296.09	59,810	300.42	60,685	306.61	61,935
9	289.25	58,428	297.30	60,054	300.40	60,680	304.72	61,553	310.31	62,682
10	292.96	59,177	300.99	60,799	304.69	61,548	309.05	62,428	314.00	63,428
11	296.65	59,923	304.68	61,545	309.01	62,421	313.35	63,297	317.71	64,177
12	300.55	60,712	308.70	62,357	313.65	63,358	317.98	64,231	321.73	64,989
13	304.25	61,459	312.60	63,146	317.97	64,230	322.28	65,100	325.23	65,696
14	313.60	63,347	322.50	65,146	328.32	66,321	333.04	67,275	336.39	67,951
15	313.60	63,347	322.50	65,146	328.32	66,321	333.04	67,275	336.39	67,951
16	313.60	63,347	322.50	65,146	328.32	66,321	333.04	67,275	336.39	67,951
17	320.42	64,724	329.87	66,633	336.15	67,902	341.31	68,945	345.04	69,698
18	320.42	64,724	329.87	66,633	336.15	67,902	341.31	68,945	345.04	69,698
19	320.42	64,724	329.87	66,633	336.15	67,902	341.31	68,945	345.04	69,698
20	327.02	66,059	337.03	68,081	343.78	69,443	349.38	70,575	353.50	71,407
21	327.02	66,059	337.03	68,081	343.78	69,443	349.38	70,575	353.50	71,407
22	327.02	66,059	337.03	68,081	343.78	69,443	349.38	70,575	353.50	71,407
23	334.07	67,483	344.64	69,618	351.87	71,077	357.90	72,295	362.42	73,208
24	334.07	67,483	344.64	69,618	351.87	71,077	357.90	72,295	362.42	73,208
25	334.07	67,483	344.64	69,618	351.87	71,077	357.90	72,295	362.42	73,208
26	340.94	68,869	352.07	71,119	359.76	72,672	366.24	73,981	371.16	74,974

Steps 0 - 13 include a \$400 local supplement  
Steps 14 - 26 include a \$1000 local supplement

REVISED: 07/01/2015



# LIVINGSTON PARISH PUBLIC SCHOOLS

## INDEX 1.32 SALARY SCHEDULE

### 2015-2016

DAYS PER YEAR: **202**

HOURS PER DAY: **7.50**

HOURS PER YEAR: **1,515.00**

STEP	1.32 BX		1.32 MX		1.32 MX30		1.32 SPEC		1.32 PHD	
	DAILY	ANNUAL	DAILY	ANNUAL	DAILY	ANNUAL	DAILY	ANNUAL	DAILY	ANNUAL
0	274.13	55,375	277.16	55,987	277.82	56,119	282.06	56,976	287.47	58,069
1	274.13	55,375	277.16	55,987	277.82	56,119	282.06	56,976	287.47	58,069
2	276.51	55,855	279.54	56,468	280.20	56,601	284.43	57,454	289.84	58,547
3	278.89	56,336	281.94	56,951	282.59	57,083	286.82	57,937	292.23	59,031
4	281.28	56,819	284.31	57,430	284.96	57,562	289.18	58,415	295.81	59,754
5	283.65	57,298	286.69	57,912	287.35	58,044	291.58	58,899	299.58	60,515
6	286.04	57,780	290.27	58,635	291.51	58,885	295.80	59,751	303.33	61,272
7	288.76	58,329	294.18	59,424	296.08	59,809	300.49	60,698	307.40	62,095
8	291.14	58,811	297.95	60,185	300.48	60,696	304.87	61,584	311.15	62,853
9	293.52	59,292	301.69	60,942	304.85	61,579	309.24	62,466	314.90	63,610
10	297.29	60,053	305.44	61,699	309.21	62,460	313.63	63,354	318.65	64,368
11	301.04	60,810	309.19	62,457	313.59	63,346	318.00	64,236	322.42	65,128
12	305.01	61,612	313.27	63,280	318.31	64,298	322.70	65,185	326.50	65,953
13	308.76	62,369	317.23	64,081	322.69	65,184	327.06	66,067	330.05	66,671
14	318.21	64,278	327.24	66,103	333.16	67,298	337.96	68,267	341.35	68,952
15	318.21	64,278	327.24	66,103	333.16	67,298	337.96	68,267	341.35	68,952
16	318.21	64,278	327.24	66,103	333.16	67,298	337.96	68,267	341.35	68,952
17	325.12	65,675	334.72	67,613	341.10	68,903	346.34	69,961	350.13	70,726
18	325.12	65,675	334.72	67,613	341.10	68,903	346.34	69,961	350.13	70,726
19	325.12	65,675	334.72	67,613	341.10	68,903	346.34	69,961	350.13	70,726
20	331.84	67,032	342.00	69,084	348.85	70,467	354.54	71,617	358.71	72,460
21	331.84	67,032	342.00	69,084	348.85	70,467	354.54	71,617	358.71	72,460
22	331.84	67,032	342.00	69,084	348.85	70,467	354.54	71,617	358.71	72,460
23	339.00	68,478	349.72	70,644	357.06	72,126	363.18	73,363	367.77	74,290
24	339.00	68,478	349.72	70,644	357.06	72,126	363.18	73,363	367.77	74,290
25	339.00	68,478	349.72	70,644	357.06	72,126	363.18	73,363	367.77	74,290
26	345.97	69,885	357.27	72,168	365.08	73,746	371.66	75,075	376.64	76,082

Steps 0 - 13 include a \$400 local supplement  
Steps 14 - 26 include a \$1000 local supplement

REVISED: 07/01/2015



# LIVINGSTON PARISH PUBLIC SCHOOLS

## INDEX 1.34 SALARY SCHEDULE

### 2015-2016

DAYS PER YEAR: 212

HOURS PER DAY: 7.50

HOURS PER YEAR: 1,590.00

STEP	1.34 BX		1.34 MX		1.34 MX30		1.34 SPEC		1.34 PHD	
	DAILY	ANNUAL	DAILY	ANNUAL	DAILY	ANNUAL	DAILY	ANNUAL	DAILY	ANNUAL
0	265.42	56,268	268.35	56,890	268.98	57,024	273.08	57,894	278.32	59,003
1	265.42	56,268	268.35	56,890	268.98	57,024	273.08	57,894	278.32	59,003
2	267.71	56,755	270.65	57,378	271.28	57,512	275.37	58,379	280.60	59,488
3	270.01	57,243	272.97	57,869	273.60	58,003	277.69	58,870	282.92	59,979
4	272.33	57,734	275.26	58,355	275.89	58,489	279.98	59,355	286.39	60,714
5	274.62	58,220	277.57	58,844	278.20	58,978	282.29	59,846	290.03	61,486
6	276.93	58,709	281.03	59,578	282.23	59,832	286.37	60,711	293.66	62,255
7	279.56	59,267	284.81	60,380	286.65	60,770	290.91	61,673	297.59	63,090
8	281.87	59,756	288.45	61,152	290.90	61,670	295.15	62,572	301.22	63,859
9	284.17	60,245	292.08	61,921	295.13	62,567	299.37	63,467	304.85	64,628
10	287.82	61,017	295.70	62,689	299.35	63,462	303.63	64,369	308.48	65,397
11	291.44	61,786	299.33	63,458	303.59	64,361	307.85	65,264	312.12	66,170
12	295.28	62,599	303.27	64,294	308.15	65,327	312.40	66,228	316.07	67,006
13	298.91	63,368	307.11	65,108	312.39	66,226	316.62	67,123	319.50	67,735
14	308.00	65,296	316.75	67,150	322.47	68,363	327.11	69,347	330.38	70,041
15	308.00	65,296	316.75	67,150	322.47	68,363	327.11	69,347	330.38	70,041
16	308.00	65,296	316.75	67,150	322.47	68,363	327.11	69,347	330.38	70,041
17	314.69	66,715	323.98	68,683	330.16	69,993	335.22	71,067	338.88	71,842
18	314.69	66,715	323.98	68,683	330.16	69,993	335.22	71,067	338.88	71,842
19	314.69	66,715	323.98	68,683	330.16	69,993	335.22	71,067	338.88	71,842
20	321.18	68,091	331.02	70,176	337.65	71,581	343.15	72,748	347.18	73,603
21	321.18	68,091	331.02	70,176	337.65	71,581	343.15	72,748	347.18	73,603
22	321.18	68,091	331.02	70,176	337.65	71,581	343.15	72,748	347.18	73,603
23	328.11	69,560	338.49	71,760	345.59	73,265	351.51	74,520	355.95	75,461
24	328.11	69,560	338.49	71,760	345.59	73,265	351.51	74,520	355.95	75,461
25	328.11	69,560	338.49	71,760	345.59	73,265	351.51	74,520	355.95	75,461
26	334.85	70,989	345.79	73,308	353.34	74,909	359.71	76,258	364.53	77,280

Steps 0 - 13 include a \$400 local supplement  
Steps 14 - 26 include a \$1000 local supplement

REVISED: 07/01/2015



# LIVINGSTON PARISH PUBLIC SCHOOLS

## INDEX 1.45 SALARY SCHEDULE

### 2015-2016

DAYS PER YEAR: 240

HOURS PER DAY: 8.00

HOURS PER YEAR: 1,920.00

STEP	1.45 BX		1.45 MX		1.45 MX30		1.45 SPEC		1.45 PHD	
	DAILY	ANNUAL	DAILY	ANNUAL	DAILY	ANNUAL	DAILY	ANNUAL	DAILY	ANNUAL
0	254.07	60,977	256.88	61,650	257.48	61,795	261.40	62,736	266.40	63,937
1	254.07	60,977	256.88	61,650	257.48	61,795	261.40	62,736	266.40	63,937
2	256.27	61,505	259.07	62,177	259.68	62,322	263.58	63,260	268.59	64,461
3	258.47	62,032	261.28	62,708	261.89	62,853	265.80	63,791	270.81	64,994
4	260.68	62,563	263.48	63,234	264.08	63,379	267.98	64,316	274.12	65,789
5	262.87	63,089	265.68	63,764	266.29	63,909	270.20	64,848	277.60	66,624
6	265.08	63,619	268.99	64,558	270.13	64,832	274.10	65,783	281.07	67,456
7	267.59	64,221	272.60	65,425	274.36	65,847	278.44	66,825	284.83	68,360
8	269.80	64,751	276.09	66,261	278.43	66,822	282.49	67,798	288.30	69,192
9	272.00	65,280	279.55	67,093	282.47	67,792	286.53	68,766	291.77	70,024
10	275.48	66,116	283.02	67,924	286.50	68,760	290.59	69,741	295.24	70,857
11	278.95	66,948	286.48	68,756	290.55	69,733	294.63	70,711	298.72	71,692
12	282.62	67,828	290.25	69,661	294.91	70,779	298.97	71,753	302.49	72,598
13	286.08	68,660	293.93	70,542	298.97	71,752	303.01	72,722	305.78	73,387
14	294.57	70,697	302.93	72,703	308.40	74,015	312.83	75,079	315.97	75,833
15	294.57	70,697	302.93	72,703	308.40	74,015	312.83	75,079	315.97	75,833
16	294.57	70,697	302.93	72,703	308.40	74,015	312.83	75,079	315.97	75,833
17	300.97	72,233	309.84	74,361	315.74	75,778	320.59	76,941	324.09	77,781
18	300.97	72,233	309.84	74,361	315.74	75,778	320.59	76,941	324.09	77,781
19	300.97	72,233	309.84	74,361	315.74	75,778	320.59	76,941	324.09	77,781
20	307.18	73,722	316.57	75,977	322.90	77,496	328.16	78,759	332.03	79,687
21	307.18	73,722	316.57	75,977	322.90	77,496	328.16	78,759	332.03	79,687
22	307.18	73,722	316.57	75,977	322.90	77,496	328.16	78,759	332.03	79,687
23	313.80	75,311	323.71	77,691	330.50	79,319	336.16	80,678	340.40	81,696
24	313.80	75,311	323.71	77,691	330.50	79,319	336.16	80,678	340.40	81,696
25	313.80	75,311	323.71	77,691	330.50	79,319	336.16	80,678	340.40	81,696
26	320.24	76,857	330.69	79,365	337.91	81,098	343.99	82,558	348.61	83,666

Steps 0 - 13 include a \$400 local supplement  
Steps 14 - 26 include a \$1000 local supplement

REVISED: 07/01/2015



# LIVINGSTON PARISH PUBLIC SCHOOLS

## INDEX 1.47 SALARY SCHEDULE

### 2015-2016

DAYS PER YEAR: **240**

HOURS PER DAY: **8.00**

HOURS PER YEAR: **1,920.00**

STEP	1.47 BX		1.47 MX		1.47 MX30		1.47 SPEC		1.47 PHD	
	DAILY	ANNUAL	DAILY	ANNUAL	DAILY	ANNUAL	DAILY	ANNUAL	DAILY	ANNUAL
0	257.43	61,782	260.27	62,464	260.88	62,611	264.85	63,565	269.93	64,783
1	257.43	61,782	260.27	62,464	260.88	62,611	264.85	63,565	269.93	64,783
2	259.65	62,317	262.50	62,999	263.11	63,146	267.07	64,097	272.14	65,314
3	261.88	62,852	264.74	63,537	265.35	63,684	269.31	64,635	274.39	65,854
4	264.13	63,390	266.96	64,070	267.57	64,217	271.53	65,167	277.75	66,659
5	266.35	63,923	269.20	64,607	269.81	64,754	273.78	65,707	281.28	67,506
6	268.58	64,460	272.55	65,413	273.71	65,690	277.73	66,655	284.79	68,350
7	271.13	65,071	276.22	66,292	278.00	66,719	282.13	67,710	288.60	69,265
8	273.37	65,608	279.74	67,138	282.11	67,707	286.24	68,697	292.12	70,109
9	275.60	66,145	283.26	67,983	286.21	68,691	290.33	69,678	295.64	70,953
10	279.13	66,991	286.77	68,824	290.30	69,673	294.45	70,668	299.15	71,797
11	282.65	67,835	290.28	69,668	294.41	70,659	298.54	71,650	302.68	72,643
12	286.36	68,727	294.10	70,585	298.83	71,719	302.95	72,707	306.51	73,562
13	289.88	69,571	297.83	71,478	302.94	72,705	307.04	73,689	309.84	74,362
14	298.45	71,628	306.92	73,661	312.46	74,991	316.96	76,070	320.14	76,833
15	298.45	71,628	306.92	73,661	312.46	74,991	316.96	76,070	320.14	76,833
16	298.45	71,628	306.92	73,661	312.46	74,991	316.96	76,070	320.14	76,833
17	304.94	73,185	313.93	75,343	319.91	76,779	324.83	77,958	328.37	78,809
18	304.94	73,185	313.93	75,343	319.91	76,779	324.83	77,958	328.37	78,809
19	304.94	73,185	313.93	75,343	319.91	76,779	324.83	77,958	328.37	78,809
20	311.23	74,694	320.75	76,980	327.17	78,521	332.50	79,801	336.42	80,740
21	311.23	74,694	320.75	76,980	327.17	78,521	332.50	79,801	336.42	80,740
22	311.23	74,694	320.75	76,980	327.17	78,521	332.50	79,801	336.42	80,740
23	317.94	76,305	327.99	78,718	334.87	80,369	340.61	81,746	344.91	82,778
24	317.94	76,305	327.99	78,718	334.87	80,369	340.61	81,746	344.91	82,778
25	317.94	76,305	327.99	78,718	334.87	80,369	340.61	81,746	344.91	82,778
26	324.47	77,872	335.07	80,416	342.38	82,172	348.55	83,653	353.23	84,774

Steps 0 - 13 include a \$400 local supplement  
 Steps 14 - 26 include a \$1000 local supplement

REVISED: 07/01/2015



# LIVINGSTON PARISH PUBLIC SCHOOLS

## INDEX 1.49 SALARY SCHEDULE

### 2015-2016

DAYS PER YEAR: **240**

HOURS PER DAY: **8.00**

HOURS PER YEAR: **1,920.00**

STEP	1.49 BX		1.49 MX		1.49 MX30		1.49 SPEC		1.49 PHD	
	DAILY	ANNUAL	DAILY	ANNUAL	DAILY	ANNUAL	DAILY	ANNUAL	DAILY	ANNUAL
0	260.78	62,586	263.66	63,278	264.28	63,427	268.31	64,394	273.45	65,627
1	260.78	62,586	263.66	63,278	264.28	63,427	268.31	64,394	273.45	65,627
2	263.03	63,128	265.92	63,820	266.54	63,969	270.55	64,933	275.69	66,166
3	265.29	63,670	268.19	64,366	268.81	64,515	272.83	65,479	277.97	66,713
4	267.57	64,216	270.44	64,906	271.06	65,055	275.08	66,018	281.37	67,529
5	269.82	64,756	272.71	65,450	273.33	65,599	277.35	66,565	284.95	68,388
6	272.08	65,300	276.11	66,267	277.28	66,548	281.36	67,526	288.51	69,243
7	274.67	65,920	279.83	67,158	281.63	67,591	285.82	68,596	292.38	70,171
8	276.93	66,464	283.40	68,016	285.80	68,593	289.98	69,596	295.94	71,026
9	279.20	67,008	286.96	68,871	289.96	69,590	294.13	70,591	299.51	71,882
10	282.78	67,866	290.52	69,725	294.10	70,585	298.31	71,594	303.07	72,737
11	286.34	68,721	294.08	70,580	298.27	71,585	302.45	72,589	306.65	73,595
12	290.11	69,626	297.96	71,510	302.75	72,659	306.92	73,660	310.53	74,526
13	293.67	70,481	301.73	72,415	306.91	73,659	311.07	74,656	313.90	75,337
14	302.33	72,558	310.91	74,619	316.53	75,968	321.09	77,061	324.31	77,834
15	302.33	72,558	310.91	74,619	316.53	75,968	321.09	77,061	324.31	77,834
16	302.33	72,558	310.91	74,619	316.53	75,968	321.09	77,061	324.31	77,834
17	308.90	74,136	318.02	76,324	324.08	77,780	329.06	78,975	332.65	79,836
18	308.90	74,136	318.02	76,324	324.08	77,780	329.06	78,975	332.65	79,836
19	308.90	74,136	318.02	76,324	324.08	77,780	329.06	78,975	332.65	79,836
20	315.28	75,666	324.93	77,984	331.44	79,545	336.85	80,843	340.81	81,794
21	315.28	75,666	324.93	77,984	331.44	79,545	336.85	80,843	340.81	81,794
22	315.28	75,666	324.93	77,984	331.44	79,545	336.85	80,843	340.81	81,794
23	322.08	77,299	332.27	79,745	339.24	81,418	345.06	82,814	349.41	83,859
24	322.08	77,299	332.27	79,745	339.24	81,418	345.06	82,814	349.41	83,859
25	322.08	77,299	332.27	79,745	339.24	81,418	345.06	82,814	349.41	83,859
26	328.70	78,887	339.44	81,466	346.86	83,246	353.11	84,747	357.85	85,883

Steps 0 - 13 include a \$400 local supplement  
 Steps 14 - 26 include a \$1000 local supplement

REVISED: 07/01/2015



# LIVINGSTON PARISH PUBLIC SCHOOLS

## INDEX 1.50 SALARY SCHEDULE

### 2015-2016

DAYS PER YEAR: 240

HOURS PER DAY: 8.00

HOURS PER YEAR: 1,920.00

STEP	1.50 BX		1.50 MX		1.50 MX30		1.50 SPEC		1.50 PHD	
	DAILY	ANNUAL	DAILY	ANNUAL	DAILY	ANNUAL	DAILY	ANNUAL	DAILY	ANNUAL
0	262.45	62,989	265.35	63,685	265.98	63,835	270.03	64,808	275.21	66,050
1	262.45	62,989	265.35	63,685	265.98	63,835	270.03	64,808	275.21	66,050
2	264.73	63,535	267.63	64,231	268.25	64,381	272.30	65,351	277.47	66,593
3	267.00	64,081	269.92	64,780	270.54	64,930	274.58	65,900	279.76	67,143
4	269.29	64,630	272.19	65,325	272.81	65,475	276.85	66,443	283.19	67,965
5	271.56	65,175	274.47	65,872	275.09	66,022	279.14	66,993	286.79	68,829
6	273.84	65,722	277.89	66,694	279.08	66,978	283.17	67,961	290.38	69,690
7	276.44	66,346	281.63	67,591	283.45	68,028	287.66	69,038	294.27	70,625
8	278.73	66,894	285.23	68,455	287.65	69,036	291.85	70,044	297.86	71,486
9	281.00	67,441	288.82	69,316	291.83	70,039	296.03	71,046	301.45	72,347
10	284.60	68,305	292.40	70,176	296.00	71,041	300.23	72,056	305.03	73,208
11	288.19	69,166	295.99	71,037	300.20	72,048	304.41	73,058	308.63	74,072
12	291.99	70,077	299.89	71,973	304.70	73,129	308.90	74,136	312.54	75,009
13	295.58	70,938	303.68	72,883	308.90	74,136	313.08	75,138	315.94	75,825
14	304.27	73,024	312.91	75,099	318.57	76,456	323.15	77,556	326.40	78,335
15	304.27	73,024	312.91	75,099	318.57	76,456	323.15	77,556	326.40	78,335
16	304.27	73,024	312.91	75,099	318.57	76,456	323.15	77,556	326.40	78,335
17	310.89	74,613	320.06	76,815	326.17	78,280	331.18	79,482	334.80	80,351
18	310.89	74,613	320.06	76,815	326.17	78,280	331.18	79,482	334.80	80,351
19	310.89	74,613	320.06	76,815	326.17	78,280	331.18	79,482	334.80	80,351
20	317.30	76,153	327.03	78,486	333.58	80,058	339.01	81,363	343.01	82,322
21	317.30	76,153	327.03	78,486	333.58	80,058	339.01	81,363	343.01	82,322
22	317.30	76,153	327.03	78,486	333.58	80,058	339.01	81,363	343.01	82,322
23	324.15	77,797	334.41	80,259	341.43	81,944	347.28	83,348	351.67	84,401
24	324.15	77,797	334.41	80,259	341.43	81,944	347.28	83,348	351.67	84,401
25	324.15	77,797	334.41	80,259	341.43	81,944	347.28	83,348	351.67	84,401
26	330.82	79,396	341.63	81,991	349.10	83,784	355.39	85,293	360.16	86,438

Steps 0 - 13 include a \$400 local supplement  
Steps 14 - 26 include a \$1000 local supplement

REVISED: 07/01/2015





# LIVINGSTON PARISH PUBLIC SCHOOLS

## INDEX 1.52 SALARY SCHEDULE

### 2015-2016

DAYS PER YEAR: **240**


HOURS PER DAY: **8.00**

HOURS PER YEAR: **1,920.00**

STEP	1.52 BX		1.52 MX		1.52 MX30		1.52 SPEC		1.52 PHD	
	DAILY	ANNUAL	DAILY	ANNUAL	DAILY	ANNUAL	DAILY	ANNUAL	DAILY	ANNUAL
0	265.80	63,793	268.74	64,498	269.38	64,650	273.49	65,637	278.73	66,895
1	265.80	63,793	268.74	64,498	269.38	64,650	273.49	65,637	278.73	66,895
2	268.11	64,346	271.05	65,051	271.68	65,203	275.78	66,187	281.02	67,445
3	270.41	64,899	273.37	65,608	274.00	65,760	278.10	66,743	283.35	68,003
4	272.73	65,456	275.67	66,160	276.30	66,312	280.39	67,293	286.82	68,836
5	275.03	66,008	277.98	66,714	278.61	66,866	282.71	67,851	290.47	69,712
6	277.34	66,562	281.45	67,547	282.65	67,835	286.80	68,832	294.10	70,584
7	279.98	67,195	285.23	68,456	287.08	68,899	291.35	69,923	298.05	71,531
8	282.29	67,749	288.88	69,332	291.33	69,920	295.60	70,943	301.68	72,404
9	284.60	68,304	292.52	70,204	295.57	70,937	299.83	71,958	305.32	73,276
10	288.25	69,180	296.15	71,075	299.80	71,952	304.09	72,981	308.95	74,149
11	291.88	70,052	174.78	41,948	304.05	72,972	308.32	73,997	312.60	75,024
12	295.73	70,975	303.73	72,896	308.62	74,068	312.88	75,090	316.56	75,974
13	299.36	71,847	307.58	73,819	312.87	75,088	317.10	76,105	320.00	76,801
14	308.14	73,954	316.90	76,056	322.63	77,431	327.28	78,547	330.57	79,336
15	308.14	73,954	316.90	76,056	322.63	77,431	327.28	78,547	330.57	79,336
16	308.14	73,954	316.90	76,056	322.63	77,431	327.28	78,547	330.57	79,336
17	314.85	75,563	324.15	77,795	330.33	79,280	335.41	80,499	339.08	81,379
18	314.85	75,563	324.15	77,795	330.33	79,280	335.41	80,499	339.08	81,379
19	314.85	75,563	324.15	77,795	330.33	79,280	335.41	80,499	339.08	81,379
20	321.35	77,124	331.20	79,488	337.84	81,081	343.35	82,405	347.40	83,376
21	321.35	77,124	331.20	79,488	337.84	81,081	343.35	82,405	347.40	83,376
22	321.35	77,124	331.20	79,488	337.84	81,081	343.35	82,405	347.40	83,376
23	328.29	78,790	338.69	81,285	345.80	82,992	351.73	84,416	356.18	85,483
24	328.29	78,790	338.69	81,285	345.80	82,992	351.73	84,416	356.18	85,483
25	328.29	78,790	338.69	81,285	345.80	82,992	351.73	84,416	356.18	85,483
26	335.05	80,411	346.00	83,040	353.57	84,857	359.95	86,387	364.78	87,547

Steps 0 - 13 include a \$400 local supplement  
Steps 14 - 26 include a \$1000 local supplement

REVISED: 07/01/2015



# LIVINGSTON PARISH PUBLIC SCHOOLS

## INDEX 1.54 SALARY SCHEDULE

### 2015-2016

DAYS PER YEAR: 240

HOURS PER DAY: 8.00

HOURS PER YEAR: 1,920.00

STEP	1.54 BX		1.54 MX		1.54 MX30		1.54 SPEC		1.54 PHD	
	DAILY	ANNUAL	DAILY	ANNUAL	DAILY	ANNUAL	DAILY	ANNUAL	DAILY	ANNUAL
0	269.16	64,598	272.13	65,312	272.78	65,466	276.94	66,465	282.25	67,740
1	269.16	64,598	272.13	65,312	272.78	65,466	276.94	66,465	282.25	67,740
2	271.49	65,158	274.47	65,873	275.11	66,027	279.26	67,023	284.57	68,297
3	273.83	65,719	276.82	66,437	277.46	66,591	281.61	67,586	286.93	68,864
4	276.18	66,283	279.15	66,996	279.79	67,150	283.93	68,144	290.45	69,707
5	278.51	66,842	281.49	67,558	282.13	67,712	286.29	68,709	294.14	70,594
6	280.85	67,404	285.01	68,402	286.22	68,693	290.43	69,702	297.83	71,478
7	283.52	68,044	288.85	69,323	290.71	69,771	295.03	70,808	301.82	72,437
8	285.86	68,606	292.54	70,210	295.03	70,806	299.34	71,841	305.50	73,321
9	288.20	69,169	296.23	71,094	299.32	71,836	303.63	72,870	309.19	74,205
10	291.90	70,056	299.90	71,976	32.77	7,865.	307.94	73,906	312.87	75,089
11	295.58	70,940	303.58	72,860	307.91	73,898	312.23	74,935	316.57	75,976
12	299.48	71,874	307.59	73,821	312.53	75,008	316.84	76,042	320.58	76,938
13	303.16	72,758	311.48	74,756	316.84	76,042	321.13	77,071	324.07	77,776
14	312.02	74,884	320.89	77,014	326.70	78,408	331.40	79,537	334.74	80,337
15	312.02	74,884	320.89	77,014	326.70	78,408	331.40	79,537	334.74	80,337
16	312.02	74,884	320.89	77,014	326.70	78,408	331.40	79,537	334.74	80,337
17	318.81	76,515	328.23	78,776	334.50	80,281	339.65	81,515	343.36	82,406
18	318.81	76,515	328.23	78,776	334.50	80,281	339.65	81,515	343.36	82,406
19	318.81	76,515	328.23	78,776	334.50	80,281	339.65	81,515	343.36	82,406
20	325.40	78,097	335.38	80,492	342.11	82,106	347.69	83,446	351.79	84,430
21	325.40	78,097	335.38	80,492	342.11	82,106	347.69	83,446	351.79	84,430
22	325.40	78,097	335.38	80,492	342.11	82,106	347.69	83,446	351.79	84,430
23	332.44	79,785	342.97	82,312	350.17	84,041	356.18	85,483	360.68	86,564
24	332.44	79,785	342.97	82,312	350.17	84,041	356.18	85,483	360.68	86,564
25	332.44	79,785	342.97	82,312	350.17	84,041	356.18	85,483	360.68	86,564
26	339.28	81,426	350.38	84,091	358.05	85,931	364.50	87,481	369.40	88,656

Steps 0 - 13 include a \$400 local supplement  
Steps 14 - 26 include a \$1000 local supplement

REVISED: 07/01/2015



# LIVINGSTON PARISH PUBLIC SCHOOLS

## INDEX 1.55 SALARY SCHEDULE

### 2015-2016

DAYS PER YEAR: 240

HOURS PER DAY: 8.00

HOURS PER YEAR: 1,920.00

STEP	1.55 BX		1.55 MX		1.55 MX30		1.55 SPEC		1.55 PHD	
	DAILY	ANNUAL	DAILY	ANNUAL	DAILY	ANNUAL	DAILY	ANNUAL	DAILY	ANNUAL
0	270.83	65,000	273.83	65,719	274.48	65,875	274.91	65,978	284.01	68,163
1	270.83	65,000	273.83	65,719	274.48	65,875	274.91	65,978	284.01	68,163
2	273.19	65,565	276.18	66,283	276.83	66,439	277.25	66,540	286.35	68,724
3	275.54	66,129	278.54	66,850	279.19	67,006	279.61	67,107	288.72	69,293
4	277.90	66,696	280.89	67,413	281.54	67,569	281.95	67,668	292.26	70,143
5	280.25	67,259	283.24	67,978	283.89	68,134	284.32	68,237	295.98	71,035
6	282.60	67,824	286.78	68,828	288.01	69,122	288.49	69,237	299.69	71,925
7	285.29	68,469	290.65	69,755	292.53	70,207	293.12	70,349	303.71	72,890
8	287.65	69,035	294.37	70,648	296.87	71,248	297.46	71,390	307.42	73,780
9	290.00	69,601	298.07	71,537	301.19	72,285	301.77	72,425	311.13	74,670
10	293.73	70,494	301.77	72,425	305.50	73,321	306.12	73,468	314.83	75,559
11	297.43	71,383	305.48	73,315	309.84	74,361	310.43	74,503	318.55	76,452
12	301.35	72,324	309.51	74,282	314.49	75,478	315.08	75,618	322.59	77,421
13	305.06	73,214	313.43	75,223	318.83	76,518	319.39	76,653	326.10	78,264
14	313.96	75,350	322.88	77,492	328.73	78,896	329.72	79,132	336.82	80,837
15	313.96	75,350	322.88	77,492	328.73	78,896	329.72	79,132	336.82	80,837
16	313.96	75,350	322.88	77,492	328.73	78,896	329.72	79,132	336.82	80,837
17	320.80	76,991	330.28	79,266	336.59	80,781	338.01	81,122	345.50	82,921
18	320.80	76,991	330.28	79,266	336.59	80,781	338.01	81,122	345.50	82,921
19	320.80	76,991	330.28	79,266	336.59	80,781	338.01	81,122	345.50	82,921
20	327.43	78,584	337.47	80,992	344.24	82,618	346.11	83,066	353.99	84,957
21	327.43	78,584	337.47	80,992	344.24	82,618	346.11	83,066	353.99	84,957
22	327.43	78,584	337.47	80,992	344.24	82,618	346.11	83,066	353.99	84,957
23	334.51	80,282	345.10	82,824	352.36	84,566	354.65	85,116	362.94	87,106
24	334.51	80,282	345.10	82,824	352.36	84,566	354.65	85,116	362.94	87,106
25	334.51	80,282	345.10	82,824	352.36	84,566	363.03	87,127	362.94	87,106
26	341.39	81,934	352.56	84,615	360.28	86,468	363.03	87,127	371.71	89,210

Steps 0 - 13 include a \$400 local supplement  
Steps 14 - 26 include a \$1000 local supplement

REVISED: 07/01/2015



# LIVINGSTON PARISH PUBLIC SCHOOLS

## INDEX 1.57 SALARY SCHEDULE

### 2015-2016

DAYS PER YEAR: **240**

HOURS PER DAY: **8.00**

HOURS PER YEAR: **1,920.00**

STEP	1.57 BX		1.57 MX		1.57 MX30		1.57 SPEC		1.57 PHD	
	DAILY	ANNUAL	DAILY	ANNUAL	DAILY	ANNUAL	DAILY	ANNUAL	DAILY	ANNUAL
0	274.18	65,804	277.22	66,533	277.88	66,690	282.12	67,708	287.53	69,008
1	274.18	65,804	277.22	66,533	277.88	66,690	282.12	67,708	287.53	69,008
2	276.57	66,376	279.60	67,104	280.25	67,261	284.48	68,276	289.90	69,576
3	278.95	66,947	282.00	67,679	282.65	67,836	286.88	68,851	292.30	70,152
4	281.34	67,522	284.37	68,249	285.03	68,406	289.25	69,419	295.88	71,012
5	283.72	68,092	286.76	68,822	287.41	68,979	291.65	69,995	299.65	71,917
6	286.10	68,665	290.34	69,682	291.58	69,979	295.87	71,008	303.41	72,818
7	288.83	69,318	294.25	70,621	296.16	71,078	300.56	72,135	307.48	73,796
8	291.21	69,891	298.02	71,525	300.55	72,133	304.95	73,189	311.24	74,697
9	293.60	70,464	301.78	72,426	304.93	73,184	309.32	74,237	314.99	75,598
10	297.37	71,368	305.53	73,326	309.30	74,232	313.73	75,294	318.75	76,500
11	301.12	72,269	309.28	74,227	313.69	75,285	318.10	76,343	322.52	77,404
12	305.09	73,222	313.36	75,207	318.40	76,417	322.80	77,471	326.60	78,385
13	308.85	74,124	317.33	76,160	322.80	77,471	327.17	78,520	330.16	79,239
14	317.83	76,280	326.88	78,451	332.80	79,872	337.60	81,023	340.99	81,838
15	317.83	76,280	326.88	78,451	332.80	79,872	337.60	81,023	340.99	81,838
16	317.83	76,280	326.88	78,451	332.80	79,872	337.60	81,023	340.99	81,838
17	324.76	77,943	334.36	80,247	340.75	81,781	346.00	83,039	349.78	83,948
18	324.76	77,943	334.36	80,247	340.75	81,781	346.00	83,039	349.78	83,948
19	324.76	77,943	334.36	80,247	340.75	81,781	346.00	83,039	349.78	83,948
20	331.48	79,555	341.65	81,996	348.50	83,641	354.20	85,008	358.38	86,011
21	331.48	79,555	341.65	81,996	348.50	83,641	354.20	85,008	358.38	86,011
22	331.48	79,555	341.65	81,996	348.50	83,641	354.20	85,008	358.38	86,011
23	338.65	81,275	349.38	83,852	356.73	85,615	362.85	87,085	367.45	88,187
24	338.65	81,275	349.38	83,852	356.73	85,615	362.85	87,085	367.45	88,187
25	338.65	81,275	349.38	83,852	356.73	85,615	362.85	87,085	367.45	88,187
26	345.62	82,949	356.94	85,665	364.75	87,541	371.34	89,121	376.33	90,319

Steps 0 - 13 include a \$400 local supplement  
Steps 14 - 26 include a \$1000 local supplement

REVISED: 07/01/2015



# LIVINGSTON PARISH PUBLIC SCHOOLS

## INDEX 1.59 SALARY SCHEDULE

### 2015-2016

DAYS PER YEAR: 240

HOURS PER DAY: 8.00

HOURS PER YEAR: 1,920.00

STEP	1.59 BX		1.59 MX		1.59 MX30		1.59 SPEC		1.59 PHD	
	DAILY	ANNUAL	DAILY	ANNUAL	DAILY	ANNUAL	DAILY	ANNUAL	DAILY	ANNUAL
0	277.53	66,608	280.61	67,346	281.27	67,505	285.57	68,537	291.05	69,853
1	277.53	66,608	280.61	67,346	281.27	67,505	285.57	68,537	291.05	69,853
2	279.95	67,187	283.02	67,925	283.68	68,084	287.97	69,112	293.45	70,429
3	282.36	67,766	285.45	68,507	286.11	68,666	290.39	69,694	295.88	71,012
4	284.78	68,348	287.85	69,084	288.51	69,243	292.79	70,270	299.52	71,884
5	287.19	68,925	290.27	69,664	290.93	69,824	295.22	70,853	303.33	72,800
6	289.60	69,505	293.90	70,535	295.15	70,836	299.50	71,879	307.13	73,712
7	292.36	70,167	297.86	71,486	299.79	71,949	304.25	73,021	311.26	74,703
8	294.78	70,747	301.68	72,402	304.24	73,017	308.70	74,088	315.06	75,615
9	297.20	71,327	305.48	73,315	308.67	74,081	313.13	75,150	318.87	76,528
10	301.01	72,243	309.28	74,226	313.10	75,143	317.58	76,220	322.67	77,441
11	304.82	73,156	313.08	75,138	317.54	76,210	322.01	77,282	326.49	78,357
12	308.84	74,121	317.21	76,131	322.32	77,357	326.77	78,425	330.63	79,350
13	312.64	75,034	321.23	77,096	326.76	78,423	331.20	79,487	334.23	80,215
14	321.70	77,209	330.87	79,408	336.86	80,847	341.73	82,014	345.16	82,839
15	321.70	77,209	330.87	79,408	336.86	80,847	341.73	82,014	345.16	82,839
16	321.70	77,209	330.87	79,408	336.86	80,847	341.73	82,014	345.16	82,839
17	328.72	78,893	338.45	81,227	344.92	82,781	350.23	84,056	354.07	84,976
18	328.72	78,893	338.45	81,227	344.92	82,781	350.23	84,056	354.07	84,976
19	328.72	78,893	338.45	81,227	344.92	82,781	350.23	84,056	354.07	84,976
20	335.53	80,526	345.83	82,998	352.77	84,665	358.54	86,050	362.78	87,066
21	335.53	80,526	345.83	82,998	352.77	84,665	358.54	86,050	362.78	87,066
22	335.53	80,526	345.83	82,998	352.77	84,665	358.54	86,050	362.78	87,066
23	342.79	82,269	353.66	84,878	361.10	86,663	367.30	88,153	371.95	89,269
24	342.79	82,269	353.66	84,878	361.10	86,663	367.30	88,153	371.95	89,269
25	342.79	82,269	353.66	84,878	361.10	86,663	367.30	88,153	371.95	89,269
26	349.85	83,964	361.31	86,714	369.23	88,614	375.90	90,215	380.95	91,429

Steps 0 - 13 include a \$400 local supplement  
Steps 14 - 26 include a \$1000 local supplement

REVISED: 07/01/2015



# LIVINGSTON PARISH PUBLIC SCHOOLS

## INDEX 1.61 SALARY SCHEDULE

### 2015-2016

DAYS PER YEAR: **240**

HOURS PER DAY: **8.00**

HOURS PER YEAR: **1,920.00**

STEP	1.61 BX		1.61 MX		1.61 MX30		1.61 SPEC		1.61 PHD	
	DAILY	ANNUAL	DAILY	ANNUAL	DAILY	ANNUAL	DAILY	ANNUAL	DAILY	ANNUAL
0	280.89	67,413	284.00	68,160	284.67	68,321	289.02	69,365	294.58	70,699
1	280.89	67,413	284.00	68,160	284.67	68,321	289.02	69,365	294.58	70,699
2	283.33	67,999	286.44	68,746	287.11	68,907	291.45	69,948	297.01	71,282
3	285.77	68,585	288.90	69,335	289.57	69,496	293.90	70,537	299.47	71,873
4	288.23	69,174	291.33	69,920	292.00	70,081	296.33	71,120	303.15	72,755
5	290.66	69,759	293.78	70,507	294.45	70,668	298.80	71,711	307.01	73,682
6	293.11	70,346	297.46	71,390	298.73	71,694	303.12	72,749	310.86	74,607
7	295.90	71,016	301.47	72,353	303.42	72,821	307.94	73,905	315.04	75,610
8	298.35	71,604	305.33	73,280	307.93	73,904	312.44	74,986	318.89	76,534
9	300.80	72,192	309.18	74,204	312.42	74,980	316.93	76,062	322.74	77,458
10	304.66	73,119	313.03	75,127	316.90	76,056	321.44	77,145	326.59	78,381
11	308.51	74,043	316.88	76,051	321.40	77,136	325.92	78,220	330.45	79,309
12	312.58	75,020	321.06	77,055	326.24	78,297	330.74	79,378	334.65	80,316
13	316.43	75,944	325.14	78,033	330.74	79,377	335.22	80,453	338.30	81,191
14	325.58	78,140	334.86	80,367	340.93	81,824	345.85	83,004	349.34	83,841
15	325.58	78,140	334.86	80,367	340.93	81,824	345.85	83,004	349.34	83,841
16	325.58	78,140	334.86	80,367	340.93	81,824	345.85	83,004	349.34	83,841
17	332.69	79,845	342.53	82,208	349.09	83,781	354.47	85,072	358.35	86,005
18	332.69	79,845	342.53	82,208	349.09	83,781	354.47	85,072	358.35	86,005
19	332.69	79,845	342.53	82,208	349.09	83,781	354.47	85,072	358.35	86,005
20	339.58	81,498	350.01	84,002	357.04	85,689	362.88	87,091	367.17	88,120
21	339.58	81,498	350.01	84,002	357.04	85,689	362.88	87,091	367.17	88,120
22	339.58	81,498	350.01	84,002	357.04	85,689	362.88	87,091	367.17	88,120
23	346.93	83,263	357.94	85,905	365.47	87,713	371.75	89,221	376.47	90,352
24	346.93	83,263	357.94	85,905	365.47	87,713	371.75	89,221	376.47	90,352
25	346.93	83,263	357.94	85,905	365.47	87,713	371.75	89,221	376.47	90,352
26	354.08	84,979	365.69	87,765	373.70	89,688	380.45	91,309	385.58	92,538

Steps 0 - 13 include a \$400 local supplement  
 Steps 14 - 26 include a \$1000 local supplement

REVISED: 07/01/2015



# LIVINGSTON PARISH PUBLIC SCHOOLS

## INDEX 1.63 SALARY SCHEDULE

### 2015-2016

DAYS PER YEAR: **240**

HOURS PER DAY: **8.00**

HOURS PER YEAR: **1,920.00**

STEP	1.63 BX		1.63 MX		1.63 MX30		1.63 SPEC		1.63 PHD	
	DAILY	ANNUAL	DAILY	ANNUAL	DAILY	ANNUAL	DAILY	ANNUAL	DAILY	ANNUAL
0	284.24	68,217	287.39	68,974	288.07	69,136	292.48	70,194	298.10	71,544
1	284.24	68,217	287.39	68,974	288.07	69,136	292.48	70,194	298.10	71,544
2	286.71	68,810	289.87	69,568	290.54	69,730	294.93	70,784	300.56	72,134
3	289.18	69,404	292.35	70,164	293.03	70,326	297.42	71,381	303.05	72,732
4	291.67	70,000	294.82	70,756	295.49	70,918	299.88	71,971	306.77	73,625
5	294.13	70,592	297.30	71,351	297.97	71,513	302.37	72,569	310.68	74,564
6	296.61	71,187	301.02	72,244	302.30	72,551	306.75	73,620	314.58	75,500
7	299.44	71,865	305.08	73,219	307.05	73,692	311.63	74,791	318.81	76,515
8	301.92	72,460	308.99	74,158	311.62	74,788	316.19	75,885	322.71	77,451
9	304.40	73,055	312.89	75,093	316.16	75,878	320.72	76,973	326.61	78,387
10	308.31	73,994	316.78	76,027	320.70	76,967	325.29	78,070	330.51	79,322
11	312.20	74,929	320.68	76,963	325.25	78,061	329.83	79,159	334.42	80,261
12	316.33	75,919	324.92	77,980	330.15	79,236	334.71	80,331	338.67	81,280
13	320.23	76,854	329.04	78,969	334.71	80,330	339.25	81,420	300.70	72,167
14	329.46	79,070	338.85	81,325	345.00	82,799	349.98	83,996	353.51	84,842
15	329.46	79,070	338.85	81,325	345.00	82,799	349.98	83,996	353.51	84,842
16	329.46	79,070	338.85	81,325	345.00	82,799	349.98	83,996	353.51	84,842
17	336.65	80,796	346.63	83,190	353.25	84,781	358.70	86,088	362.63	87,032
18	336.65	80,796	346.63	83,190	353.25	84,781	358.70	86,088	362.63	87,032
19	336.65	80,796	346.63	83,190	353.25	84,781	358.70	86,088	362.63	87,032
20	343.63	82,470	354.19	85,006	361.30	86,713	367.22	88,132	371.56	89,174
21	343.63	82,470	354.19	85,006	361.30	86,713	367.22	88,132	371.56	89,174
22	343.63	82,470	354.19	85,006	361.30	86,713	367.22	88,132	371.56	89,174
23	351.07	84,256	362.22	86,932	369.84	88,762	376.20	90,289	380.97	91,433
24	351.07	84,256	362.22	86,932	369.84	88,762	376.20	90,289	380.97	91,433
25	351.07	84,256	362.22	86,932	369.84	88,762	376.20	90,289	380.97	91,433
26	358.31	85,994	370.06	88,815	378.18	90,762	385.01	92,403	390.20	93,647

Steps 0 - 13 include a \$400 local supplement  
Steps 14 - 26 include a \$1000 local supplement

REVISED: 07/01/2015



# LIVINGSTON PARISH PUBLIC SCHOOLS

## INDEX 1.65 SALARY SCHEDULE

### 2015-2016

DAYS PER YEAR: 240

HOURS PER DAY: 8.00

HOURS PER YEAR: 1,920.00

STEP	1.65 BX		1.65 MX		1.65 MX30		1.65 SPEC		1.65 PHD	
	DAILY	ANNUAL	DAILY	ANNUAL	DAILY	ANNUAL	DAILY	ANNUAL	DAILY	ANNUAL
0	287.59	69,021	290.78	69,787	291.47	69,952	295.93	71,024	301.62	72,389
1	287.59	69,021	290.78	69,787	291.47	69,952	295.93	71,024	301.62	72,389
2	290.10	69,623	293.28	70,387	293.97	70,553	298.42	71,621	304.11	72,986
3	292.60	70,223	295.80	70,991	296.48	71,156	300.94	72,225	306.63	73,591
4	295.11	70,827	298.29	71,590	298.98	71,755	303.43	72,822	310.40	74,496
5	297.61	71,426	300.80	72,192	301.49	72,357	305.95	73,427	314.36	75,446
6	300.12	72,028	304.57	73,096	305.87	73,408	310.38	74,492	318.30	76,393
7	302.98	72,715	308.68	74,083	310.68	74,563	315.32	75,676	322.59	77,421
8	305.49	73,317	312.64	75,034	315.30	75,672	319.93	76,784	326.53	78,368
9	308.00	73,919	316.59	75,981	319.90	76,776	324.53	77,886	330.48	79,315
10	311.96	74,870	320.53	76,926	324.49	77,878	329.15	78,996	334.43	80,262
11	315.90	75,817	324.47	77,873	329.10	78,985	333.74	80,098	338.39	81,213
12	320.08	76,818	328.76	78,903	334.06	80,175	338.69	81,285	342.68	82,244
13	324.02	77,765	332.93	79,904	338.68	81,282	343.28	82,387	346.43	83,142
14	333.33	80,000	342.84	82,281	349.06	83,775	354.11	84,987	357.68	85,842
15	333.33	80,000	342.84	82,281	349.06	83,775	354.11	84,987	357.68	85,842
16	333.33	80,000	342.84	82,281	349.06	83,775	354.11	84,987	357.68	85,842
17	340.62	81,748	350.70	84,169	357.43	85,782	362.94	87,105	366.92	88,060
18	340.62	81,748	350.70	84,169	357.43	85,782	362.94	87,105	366.92	88,060
19	340.62	81,748	350.70	84,169	357.43	85,782	362.94	87,105	366.92	88,060
20	347.68	83,442	358.36	86,007	365.57	87,736	371.56	89,174	375.95	90,228
21	347.68	83,442	358.36	86,007	365.57	87,736	371.56	89,174	375.95	90,228
22	347.68	83,442	358.36	86,007	365.57	87,736	371.56	89,174	375.95	90,228
23	355.21	85,251	366.49	87,957	374.21	89,810	380.65	91,357	385.48	92,515
24	355.21	85,251	366.49	87,957	374.21	89,810	380.65	91,357	385.48	92,515
25	355.21	85,251	366.49	87,957	374.21	89,810	380.65	91,357	385.48	92,515
26	362.54	87,010	374.43	89,864	382.65	91,835	389.57	93,497	394.81	94,755

Steps 0 - 13 include a \$400 local supplement  
Steps 14 - 26 include a \$1000 local supplement

REVISED: 07/01/2015





# LIVINGSTON PARISH PUBLIC SCHOOLS

## NURSES SALARY SCHEDULE

### 2015-2016

STEP	LPN DAYS/YR: 180		RN DAYS/YR: 182		NURSE SUPRVSR DAYS/YR: 182	
	DAILY	ANNUAL	DAILY	ANNUAL	DAILY	ANNUAL
0	159.30	28,674	232.51	42,317	247.51	45,047
1	159.30	28,674	232.51	42,317	247.51	45,047
2	159.30	28,674	234.51	42,681	249.51	45,411
3	159.30	28,674	236.51	43,045	251.51	45,775
4	159.30	28,674	238.52	43,411	253.52	46,141
5	159.30	28,674	240.52	43,774	255.52	46,504
6	159.30	28,674	242.52	44,139	257.52	46,869
7	159.30	28,674	244.81	44,555	259.81	47,285
8	159.30	28,674	246.81	44,920	261.81	47,650
9	159.30	28,674	248.82	45,285	263.82	48,015
10	159.30	28,674	251.98	45,861	266.98	48,591
11	159.30	28,674	255.14	46,435	270.14	49,165
12	159.30	28,674	258.47	47,042	273.47	49,772
13	159.30	28,674	261.63	47,616	276.63	50,346
14	162.63	29,274	270.37	49,207	285.37	51,937
15	162.63	29,274	270.37	49,207	285.37	51,937
16	162.63	29,274	270.37	49,207	285.37	51,937
17	162.63	29,274	276.19	50,266	291.19	52,996
18	162.63	29,274	276.19	50,266	291.19	52,996
19	162.63	29,274	276.19	50,266	291.19	52,996
20	162.63	29,274	281.83	51,293	296.83	54,023
21	162.63	29,274	281.83	51,293	296.83	54,023
22	162.63	29,274	281.83	51,293	296.83	54,023
23	162.63	29,274	287.85	52,389	302.85	55,119
24	162.63	29,274	287.85	52,389	302.85	55,119
25	162.63	29,274	287.85	52,389	302.85	55,119
26	162.63	29,274	293.71	53,455	308.71	56,185

Steps 0 - 13 include a \$400 local supplement  
Steps 14 - 26 include a \$1000 local supplement



# LIVINGSTON PARISH PUBLIC SCHOOLS BUSINESS SALARY SCHEDULE 2015-2016

DAYS PER YEAR: 240

HOURS PER DAY: 8.00

HOURS PER YEAR: 1,920.00

STEP	ACCT/SYS ANALYST		ASST SFS		ASST S/T & MIS		ASST BUS MGR	
	DAILY	ANNUAL	DAILY	ANNUAL	DAILY	ANNUAL	DAILY	ANNUAL
0	191.82	46,037	220.99	53,037	262.45	62,989	270.83	65,000
1	191.82	46,037	220.99	53,037	262.45	62,989	270.83	65,000
2	195.58	46,938	224.74	53,938	264.73	63,535	273.19	65,565
3	199.39	47,853	228.55	54,853	267.00	64,081	275.54	66,129
4	203.25	48,779	232.41	55,779	269.29	64,630	277.90	66,696
5	207.16	49,718	236.33	56,718	271.56	65,174	280.25	67,259
6	211.12	50,668	240.28	57,668	273.84	65,722	282.60	67,824
7	213.43	51,224	242.60	58,224	276.44	66,346	285.29	68,469
8	215.48	51,714	244.64	58,714	278.72	66,893	287.65	69,035
9	217.51	52,203	246.68	59,203	281.00	67,441	290.00	69,601
10	219.55	52,693	249.55	59,893	284.60	68,305	293.73	70,494
11	221.59	53,181	250.76	60,182	288.19	69,166	297.43	71,383
12	223.91	53,739	253.08	60,739	291.98	70,076	301.35	72,324
13	225.95	54,229	255.12	61,229	295.57	70,937	305.06	73,214
14	234.99	56,397	264.15	63,397	304.27	73,024	313.96	75,350
15	234.99	56,397	264.15	63,397	304.27	73,024	313.96	75,350
16	234.99	56,397	264.15	63,397	304.27	73,024	313.96	75,350
17	241.79	58,030	270.96	65,030	310.88	74,612	320.80	76,991
18	241.79	58,030	270.96	65,030	310.88	74,612	320.80	76,991
19	241.79	58,030	270.96	65,030	310.88	74,612	320.80	76,991
20	248.32	59,596	277.48	66,596	317.30	76,153	327.43	78,584
21	248.32	59,596	277.48	66,596	317.30	76,153	327.43	78,584
22	248.32	59,596	277.48	66,596	317.30	76,153	327.43	78,584
23	255.12	61,229	284.29	68,229	324.15	77,797	334.51	80,282
24	255.12	61,229	284.29	68,229	324.15	77,797	334.51	80,282
25	255.12	61,229	284.29	68,229	324.15	77,797	334.51	80,282
26	261.75	62,819	290.91	69,819	330.82	79,396	341.39	81,934

Steps 0 - 13 include a \$400 local supplement  
Steps 14 - 26 include a \$1000 local supplement

REVISED: 07/01/2015



# LIVINGSTON PARISH PUBLIC SCHOOLS BUSINESS SALARY SCHEDULES 2015-2016

DAYS PER YEAR: **240**

HOURS PER DAY: **8.00**

HOURS PER YEAR: **1,920**

STEP	HR RET LIAISON / PURCHASING AGENT		RISK MANAGER	
	DAILY	ANNUAL	DAILY	ANNUAL
0	159.83	38,360	190.84	45,802
1	159.83	38,360	190.84	45,802
2	162.59	39,021	194.60	46,703
3	165.42	39,700	198.41	47,618
4	168.23	40,374	202.27	48,544
5	171.10	41,064	206.18	49,483
6	173.96	41,750	210.14	50,433
7	176.00	42,239	212.45	50,989
8	177.98	42,715	214.50	51,479
9	179.84	43,161	216.53	51,968
10	181.78	43,627	218.58	52,458
11	183.68	44,082	220.62	52,948
12	185.76	44,582	222.93	53,504
13	187.66	45,038	224.98	53,994
14	194.22	46,612	234.01	56,162
15	194.22	46,612	234.01	56,162
16	194.22	46,612	234.01	56,162
17	199.66	47,918	240.81	57,795
18	199.66	47,918	240.81	57,795
19	199.66	47,918	240.81	57,795
20	204.96	49,190	247.34	59,361
21	204.96	49,190	247.34	59,361
22	204.96	49,190	247.34	59,361
23	210.40	50,496	254.14	60,994
24	210.40	50,496	254.14	60,994
25	210.40	50,496	254.14	60,994
26	215.75	51,781	260.77	62,584



# LIVINGSTON PARISH PUBLIC SCHOOLS BUSINESS MANAGEMENT SALARY SCHEDULE 2015-2016

DAYS PER YEAR: 240

HOURS PER DAY: 8.00

HOURS PER YEAR: 1,920.00

STEP	SALES TAX MANAGER		BUSINESS MANAGER	
	DAILY	ANNUAL	DAILY	ANNUAL
0	279.21	67,011	287.59	69,021
1	279.21	67,011	287.59	69,021
2	281.64	67,593	290.10	69,623
3	284.06	68,175	292.60	70,223
4	286.50	68,761	295.11	70,827
5	288.93	69,343	297.61	71,426
6	291.36	69,926	300.12	72,028
7	294.13	70,591	302.98	72,715
8	296.56	71,175	305.49	73,317
9	299.00	71,759	308.00	73,919
10	302.84	72,681	311.96	74,870
11	306.66	73,599	315.90	75,817
12	310.71	74,571	320.08	76,818
13	314.54	75,489	324.02	77,765
14	323.65	77,675	333.33	80,000
15	323.65	77,675	333.33	80,000
16	323.65	77,675	333.33	80,000
17	330.70	79,369	340.62	81,748
18	330.70	79,369	340.62	81,748
19	330.70	79,369	340.62	81,748
20	337.55	81,012	347.68	83,442
21	337.55	81,012	347.68	83,442
22	337.55	81,012	347.68	83,442
23	344.86	82,766	355.21	85,251
24	344.86	82,766	355.21	85,251
25	344.86	82,766	355.21	85,251
26	351.96	84,471	362.54	87,010

Steps 0 - 13 include a \$400 local supplement  
Steps 14 - 26 include a \$1000 local supplement

REVISED: 07/01/2015



# LIVINGSTON PARISH PUBLIC SCHOOLS CENTRAL OFFICE SECRETARIAL SALARY SCHEDULES 2015-2016

DAYS PER YEAR: **240**

HOURS PER DAY: **8.00**

HOURS PER YEAR: **1,920**

STEP	RECEPTIONIST		C/O & FA		SEC + \$1.25/HR		EXECUTIVE	
	DAILY	ANNUAL	DAILY	ANNUAL	DAILY	ANNUAL	DAILY	ANNUAL
0	89.22	21,413	104.82	25,157	114.82	27,557	128.82	30,917
1	89.22	21,413	104.82	25,157	114.82	27,557	128.82	30,917
2	90.98	21,835	106.58	25,579	116.58	27,979	130.58	31,339
3	92.82	22,277	108.42	26,021	118.42	28,421	132.42	31,781
4	94.58	22,699	110.18	26,443	120.18	28,843	134.18	32,203
5	96.42	23,141	112.02	26,885	122.02	29,285	136.02	32,645
6	98.18	23,563	113.78	27,307	123.78	29,707	137.78	33,067
7	99.94	23,985	115.54	27,729	125.54	30,129	139.54	33,489
8	101.78	24,427	117.38	28,171	127.38	30,571	141.38	33,931
9	103.54	24,849	119.14	28,593	129.14	30,993	143.14	34,353
10	105.38	25,291	120.98	29,035	130.98	31,435	144.98	34,795
11	107.14	25,713	122.74	29,457	132.74	31,857	146.74	35,217
12	108.98	26,155	124.58	29,899	134.58	32,299	148.58	35,659
13	110.74	26,577	126.34	30,321	136.34	32,721	150.34	36,081
14	114.82	27,557	130.42	31,301	140.42	33,701	154.42	37,061
15	114.82	27,557	130.42	31,301	140.42	33,701	154.42	37,061
16	114.82	27,557	130.42	31,301	140.42	33,701	154.42	37,061
17	118.90	28,536	134.50	32,280	144.50	34,680	158.50	38,040
18	118.90	28,536	134.50	32,280	144.50	34,680	158.50	38,040
19	118.90	28,536	134.50	32,280	144.50	34,680	158.50	38,040
20	122.98	29,515	138.58	33,259	148.58	35,659	162.58	39,019
21	122.98	29,515	138.58	33,259	148.58	35,659	162.58	39,019
22	122.98	29,515	138.58	33,259	148.58	35,659	162.58	39,019
23	127.06	30,494	142.66	34,238	152.66	36,638	166.66	39,998
24	127.06	30,494	142.66	34,238	152.66	36,638	166.66	39,998
25	127.06	30,494	142.66	34,238	152.66	36,638	166.66	39,998
26	131.14	31,473	146.74	35,217	156.74	37,617	170.74	40,977

REVISED: 07/01/2015



## LIVINGSTON PARISH PUBLIC SCHOOLS SCHOOL SECRETARY SALARY SCHEDULES 2015-2016

STEP	1/5 SCH SEC DAYS/YR: 40		2/5 SCH SEC DAYS/YR: 80		3/5 SCH SEC DAYS/YR: 120		4/5 SCHL SEC DAYS/YR: 160		5/5 SCH SEC DAYS/YR: 200	
	DAILY	ANNUAL	DAILY	ANNUAL	DAILY	ANNUAL	DAILY	ANNUAL	DAILY	ANNUAL
0	98.40	3,936	98.41	7,873	98.41	11,809	98.41	15,745	98.38	19,676
1	98.40	3,936	98.41	7,873	98.41	11,809	98.41	15,745	98.38	19,676
2	100.05	4,002	100.06	8,005	100.06	12,007	100.06	16,009	100.06	20,012
3	101.78	4,071	101.79	8,143	101.78	12,214	101.78	16,285	101.75	20,350
4	103.43	4,137	103.44	8,275	103.43	12,412	103.43	16,549	103.43	20,685
5	105.15	4,206	105.16	8,413	105.16	12,619	105.16	16,825	105.13	21,025
6	106.80	4,272	106.81	8,545	106.81	12,817	106.81	17,089	106.80	21,359
7	108.45	4,338	108.46	8,677	108.46	13,015	108.46	17,353	108.48	21,695
8	110.18	4,407	110.19	8,815	110.18	13,222	110.18	17,629	110.16	22,032
9	111.83	4,473	111.84	8,947	111.83	13,420	111.83	17,893	111.84	22,368
10	113.55	4,542	113.56	9,085	113.56	13,627	113.56	18,169	113.53	22,705
11	115.20	4,608	115.21	9,217	115.21	13,825	115.21	18,433	115.21	23,042
12	116.93	4,677	116.94	9,355	116.93	14,032	116.93	18,709	116.90	23,380
13	118.58	4,743	118.59	9,487	118.58	14,230	118.58	18,973	118.58	23,715
14	122.40	4,896	122.41	9,793	122.41	14,689	122.41	19,585	122.40	24,480
15	122.40	4,896	122.41	9,793	122.41	14,689	122.41	19,585	122.40	24,480
16	122.40	4,896	122.41	9,793	122.41	14,689	122.41	19,585	122.40	24,480
17	126.23	5,049	126.24	10,099	126.23	15,148	126.23	20,197	126.23	25,245
18	126.23	5,049	126.24	10,099	126.23	15,148	126.23	20,197	126.23	25,245
19	126.23	5,049	126.24	10,099	126.23	15,148	126.23	20,197	126.23	25,245
20	130.05	5,202	130.06	10,405	130.06	15,607	130.06	20,809	130.05	26,010
21	130.05	5,202	130.06	10,405	130.06	15,607	130.06	20,809	130.05	26,010
22	130.05	5,202	130.06	10,405	130.06	15,607	130.06	20,809	130.05	26,010
23	133.88	5,355	133.89	10,711	133.88	16,066	133.88	21,421	133.88	26,775
24	133.88	5,355	133.89	10,711	133.88	16,066	133.88	21,421	133.88	26,775
25	133.88	5,355	133.89	10,711	133.88	16,066	133.88	21,421	133.88	26,775
26	137.70	5,508	137.71	11,017	137.71	16,525	137.71	22,033	137.70	27,540

REVISED: 07/01/2015




# LIVINGSTON PARISH PUBLIC SCHOOLS TECHNOLOGY SALARY SCHEDULES 2015-2016

DAYS PER YEAR: **240**

HOURS PER DAY: **8.00**

HOURS PER YEAR: **1,920**

STEP	LAN MANAGER		NETWORK SPECIAL		NETWORK ADMIN	
	DAILY	ANNUAL	DAILY	ANNUAL	DAILY	ANNUAL
0	155.15	37,237	160.27	38,464	164.27	39,424
1	155.15	37,237	160.27	38,464	164.27	39,424
2	158.40	38,017	163.20	39,167	167.20	40,127
3	161.65	38,797	166.12	39,869	170.12	40,829
4	164.91	39,578	169.05	40,572	173.05	41,532
5	168.16	40,358	171.98	41,275	175.98	42,235
6	171.41	41,138	174.91	41,978	178.91	42,938
7	174.66	41,918	177.84	42,681	181.84	43,641
8	177.91	42,699	180.76	43,383	184.76	44,343
9	181.16	43,479	183.69	44,086	187.69	45,046
10	184.41	44,259	186.62	44,789	190.62	45,749
11	187.67	45,040	189.55	45,492	193.55	46,452
12	190.92	45,820	192.48	46,194	196.48	47,154
13	194.17	46,600	195.40	46,897	199.40	47,857
14	199.48	47,875	205.20	49,247	209.20	50,207
15	199.48	47,875	205.20	49,247	209.20	50,207
16	199.48	47,875	205.20	49,247	209.20	50,207
17	204.77	49,145	214.97	51,593	218.97	52,553
18	204.77	49,145	214.97	51,593	218.97	52,553
19	204.77	49,145	214.97	51,593	218.97	52,553
20	210.06	50,415	224.32	53,837	228.32	54,797
21	210.06	50,415	224.32	53,837	228.32	54,797
22	210.06	50,415	224.32	53,837	228.32	54,797
23	215.35	51,685	232.82	55,877	236.82	56,837
24	215.35	51,685	232.82	55,877	236.82	56,837
25	215.35	51,685	232.82	55,877	236.82	56,837
26	220.65	52,955	241.32	57,917	245.32	58,877



# LIVINGSTON PARISH PUBLIC SCHOOLS MAINTENANCE/MECHANICS SALARY SCHEDULES 2015-2016


DAYS PER YEAR: **260**

HOURS PER DAY: **8.00**

HOURS PER YEAR: **2,080**

STEP	MAINT/MECH 1		MAIN/MEC 1+\$0.50		MAIN/MEC 1 + \$1		MAINT/MECH 2	
	DAILY	ANNUAL	DAILY	ANNUAL	DAILY	ANNUAL	DAILY	ANNUAL
0	90.08	23,422	94.08	24,462	98.08	25,502	106.24	27,623
1	90.08	23,422	94.08	24,462	98.08	25,502	106.24	27,623
2	92.32	24,004	96.32	25,044	100.32	26,084	108.40	28,185
3	94.64	24,607	98.64	25,647	102.64	26,687	110.72	28,788
4	96.97	25,211	100.97	26,251	104.97	27,291	113.12	29,412
5	99.20	25,793	103.20	26,833	107.20	27,873	115.37	29,995
6	101.52	26,396	105.52	27,436	109.52	28,476	117.60	30,577
7	101.92	26,500	105.92	27,540	109.92	28,580	118.08	30,702
8	102.32	26,604	106.32	27,644	110.32	28,684	118.48	30,806
9	102.64	26,687	106.64	27,727	110.64	28,767	118.88	30,910
10	103.04	26,791	107.04	27,831	111.04	28,871	119.20	30,993
11	103.44	26,895	107.44	27,935	111.44	28,975	119.60	31,097
12	103.77	26,979	107.77	28,019	111.77	29,059	120.00	31,201
13	104.17	27,083	108.17	28,123	112.17	29,163	120.32	31,284
14	108.80	28,289	112.80	29,329	116.80	30,369	124.97	32,491
15	108.80	28,289	112.80	29,329	116.80	30,369	124.97	32,491
16	108.80	28,289	112.80	29,329	116.80	30,369	124.97	32,491
17	112.88	29,350	116.88	30,390	120.88	31,430	129.05	33,552
18	112.88	29,350	116.88	30,390	120.88	31,430	129.05	33,552
19	112.88	29,350	116.88	30,390	120.88	31,430	129.05	33,552
20	116.97	30,411	120.97	31,451	124.97	32,491	133.20	34,633
21	116.97	30,411	120.97	31,451	124.97	32,491	133.20	34,633
22	116.97	30,411	120.97	31,451	124.97	32,491	133.20	34,633
23	121.05	31,472	125.05	32,512	129.05	33,552	137.20	35,673
24	121.05	31,472	125.05	32,512	129.05	33,552	137.20	35,673
25	121.05	31,472	125.05	32,512	129.05	33,552	137.20	35,673
26	124.57	32,387	128.57	33,427	132.57	34,467	140.72	36,588






## LIVINGSTON PARISH PUBLIC SCHOOLS MAINTENANCE/MECHANICS SALARY SCHEDULES 2015-2016

DAYS PER YEAR: **260**

HOURS PER DAY: **8.00**

HOURS PER YEAR: **2,080**

STEP	MAIN/MECH 3		MAIN/MEC 3+\$\$.50		MAINT/MECH 4		MAINT/MECH 4+\$1	
	DAILY	ANNUAL	DAILY	ANNUAL	DAILY	ANNUAL	DAILY	ANNUAL
0	119.77	31,139	123.77	32,179	127.77	33,219	135.77	35,299
1	119.77	31,139	123.77	32,179	127.77	33,219	135.77	35,299
2	122.00	31,721	126.00	32,761	130.00	33,801	138.00	35,881
3	124.08	32,262	128.08	33,302	132.08	34,342	140.08	36,422
4	126.24	32,823	130.24	33,863	134.24	34,903	142.24	36,983
5	128.40	33,385	132.40	34,425	136.40	35,465	144.40	37,545
6	130.57	33,947	134.57	34,987	138.57	36,027	146.57	38,107
7	130.88	34,030	134.88	35,070	138.88	36,110	146.88	38,190
8	131.28	34,134	135.28	35,174	139.28	36,214	147.28	38,294
9	131.68	34,238	135.68	35,278	139.68	36,318	147.68	38,398
10	132.00	34,321	136.00	35,361	140.00	36,401	148.00	38,481
11	132.40	34,425	136.40	35,465	140.40	36,505	148.40	38,585
12	132.80	34,529	136.80	35,569	140.80	36,609	148.80	38,689
13	133.20	34,633	137.20	35,673	141.20	36,713	149.20	38,793
14	137.85	35,840	141.85	36,880	145.85	37,920	153.85	40,000
15	137.85	35,840	141.85	36,880	145.85	37,920	153.85	40,000
16	137.85	35,840	141.85	36,880	145.85	37,920	153.85	40,000
17	141.93	36,901	145.93	37,941	149.93	38,981	157.93	41,061
18	141.93	36,901	145.93	37,941	149.93	38,981	157.93	41,061
19	141.93	36,901	145.93	37,941	149.93	38,981	157.93	41,061
20	146.00	37,961	150.00	39,001	154.00	40,041	162.00	42,121
21	146.00	37,961	150.00	39,001	154.00	40,041	162.00	42,121
22	146.00	37,961	150.00	39,001	154.00	40,041	162.00	42,121
23	150.08	39,022	154.08	40,062	158.08	41,102	166.08	43,182
24	150.08	39,022	154.08	40,062	158.08	41,102	166.08	43,182
25	150.08	39,022	154.08	40,062	158.08	41,102	166.08	43,182
26	153.60	39,937	157.60	40,977	161.60	42,017	169.60	44,097



# LIVINGSTON PARISH PUBLIC SCHOOLS MAINT/MECHANICS SALARY SCHEDULES 2015-2016

DAYS PER YEAR: **260**

HOURS PER DAY: **8.00**

HOURS PER YEAR: **2,080**

STEP	BUS SHOP LEADER		MECHANIC MGR		ASST MAINT DIR		FACILITIES DIR	
	DAILY	ANNUAL	DAILY	ANNUAL	DAILY	ANNUAL	DAILY	ANNUAL
0	139.77	36,339	143.22	37,237	205.38	53,400	249.38	64,840
1	139.77	36,339	143.22	37,237	205.38	53,400	249.38	64,840
2	142.00	36,921	145.11	37,729	206.72	53,748	250.72	65,188
3	144.08	37,462	147.26	38,288	208.07	54,097	252.07	65,537
4	146.24	38,023	149.16	38,782	209.40	54,445	253.40	65,885
5	148.40	38,585	151.31	39,341	210.74	54,792	254.74	66,232
6	150.57	39,147	153.21	39,835	212.08	55,140	256.08	66,580
7	150.88	39,230	155.36	40,394	213.42	55,488	257.42	66,928
8	151.28	39,334	157.26	40,888	214.75	55,836	258.75	67,276
9	151.68	39,438	159.41	41,447	216.10	56,185	260.10	67,625
10	152.00	39,521	161.31	41,941	217.44	56,534	261.44	67,974
11	152.40	39,625	163.46	42,500	218.78	56,883	262.78	68,323
12	152.80	39,729	165.61	43,059	220.12	57,232	264.12	68,672
13	153.20	39,833	167.51	43,553	221.47	57,581	265.47	69,021
14	157.85	41,040	171.81	44,671	222.81	57,930	266.81	69,370
15	157.85	41,040	171.81	44,671	222.81	57,930	266.81	69,370
16	157.85	41,040	171.81	44,671	222.81	57,930	266.81	69,370
17	161.93	42,101	175.61	45,659	226.83	58,975	270.83	70,415
18	161.93	42,101	175.61	45,659	226.83	58,975	270.83	70,415
19	161.93	42,101	175.61	45,659	226.83	58,975	270.83	70,415
20	166.00	43,161	179.91	46,777	230.85	60,020	274.85	71,460
21	166.00	43,161	179.91	46,777	230.85	60,020	274.85	71,460
22	166.00	43,161	179.91	46,777	230.85	60,020	274.85	71,460
23	170.08	44,222	183.71	47,765	234.87	61,065	278.87	72,505
24	170.08	44,222	183.71	47,765	234.87	61,065	278.87	72,505
25	170.08	44,222	183.71	47,765	234.87	61,065	278.87	72,505
26	173.60	45,137	188.01	48,883	238.88	62,110	282.88	73,550



## LIVINGSTON PARISH PUBLIC SCHOOLS CUST/WAREH/PRINT SHOP SALARY SCHEDULES 2015-2016

STEP	240/8 CUSTODIAN DAYS/YR: 240		WAREH/TRUCK DAYS/YR: 260		WAREH/PEST DAYS/YR: 260		WAREH/MGR DAYS/YR: 260		PRINT SHOP MGR DAYS/YR: 260	
	DAILY	ANNUAL	DAILY	ANNUAL	DAILY	ANNUAL	DAILY	ANNUAL	DAILY	ANNUAL
0	96.25	23,101	106.24	27,623	114.24	29,703	135.77	35,299	143.22	37,237
1	96.25	23,101	106.24	27,623	114.24	29,703	135.77	35,299	143.22	37,237
2	99.13	23,792	108.40	28,185	116.40	30,265	138.00	35,881	146.22	38,017
3	99.53	23,888	110.72	28,788	118.72	30,868	140.08	36,422	149.22	38,797
4	99.93	23,984	113.12	29,412	121.12	31,492	142.24	36,983	152.22	39,578
5	100.33	24,080	115.37	29,995	123.37	32,075	144.40	37,545	155.22	40,358
6	100.73	24,176	117.60	30,577	125.60	32,657	146.57	38,107	158.22	41,138
7	101.13	24,272	118.08	30,702	126.08	32,782	146.88	38,190	161.22	41,918
8	101.53	24,368	118.48	30,806	126.48	32,886	147.28	38,294	164.23	42,699
9	102.01	24,483	118.88	30,910	126.88	32,990	147.68	38,398	167.03	43,429
10	102.41	24,579	119.20	30,993	127.20	33,073	148.00	38,481	170.23	44,259
11	102.81	24,675	119.60	31,097	127.60	33,177	148.40	38,585	173.23	45,040
12	103.21	24,771	120.00	31,201	128.00	33,281	148.80	38,689	176.23	45,820
13	103.62	24,868	120.32	31,284	128.32	33,364	149.20	38,793	179.23	46,600
14	107.70	25,847	124.40	32,345	132.97	34,571	153.85	40,000	184.13	47,875
15	107.70	25,847	124.40	32,345	132.97	34,571	153.85	40,000	184.13	47,875
16	107.70	25,847	124.40	32,345	132.97	34,571	153.85	40,000	184.13	47,875
17	111.78	26,826	128.48	33,406	137.05	35,632	157.93	41,061	189.02	49,145
18	111.78	26,826	128.48	33,406	137.05	35,632	157.93	41,061	189.02	49,145
19	111.78	26,826	128.48	33,406	137.05	35,632	157.93	41,061	189.02	49,145
20	115.85	27,805	132.64	34,487	141.20	36,713	162.00	42,121	193.90	50,415
21	115.85	27,805	132.64	34,487	141.20	36,713	162.00	42,121	193.90	50,415
22	115.85	27,805	132.64	34,487	141.20	36,713	162.00	42,121	193.90	50,415
23	119.93	28,784	136.64	35,527	145.20	37,753	166.08	43,182	198.79	51,685
24	119.93	28,784	136.64	35,527	145.20	37,753	166.08	43,182	198.79	51,685
25	119.93	28,784	135.49	35,227	145.20	37,753	166.08	43,182	198.79	51,685
26	124.01	29,763	140.72	36,588	148.72	38,668	169.60	44,097	203.67	52,955



# LIVINGSTON PARISH PUBLIC SCHOOLS

## 195 DAY CUSTODIANS SALARY SCHEDULES

### 2015-2016

DAYS PER YEAR: 195

STEP	195/2 CUSTODIAN DAILY ANNUAL	195/3 CUSTODIAN DAILY ANNUAL	195/4 CUSTODIAN DAILY ANNUAL	195/5 CUSTODIAN DAILY ANNUAL	195/6 CUSTODIAN DAILY ANNUAL	195/8 CUSTODIAN DAILY ANNUAL
0	21.93 4,276	32.90 6,415	43.86 8,552	54.83 10,692	65.78 12,827	87.71 17,104
1	21.93 4,276	32.90 6,415	43.86 8,552	54.83 10,692	65.78 12,827	87.71 17,104
2	22.45 4,378	33.68 6,567	44.89 8,754	56.13 10,946	67.34 13,131	89.79 17,510
3	22.95 4,475	34.43 6,713	45.89 8,949	57.38 11,190	68.84 13,424	91.79 17,900
4	23.47 4,577	35.21 6,865	46.93 9,152	58.68 11,443	70.40 13,728	93.87 18,305
5	23.77 4,635	35.66 6,953	47.53 9,269	59.43 11,589	71.30 13,903	95.07 18,539
6	23.87 4,655	35.81 6,982	47.73 9,308	59.68 11,638	71.60 13,962	95.47 18,617
7	23.97 4,674	35.96 7,012	47.93 9,347	59.93 11,687	71.90 14,020	95.87 18,695
8	24.07 4,694	36.11 7,041	48.13 9,386	60.18 11,736	72.20 14,079	96.27 18,773
9	24.19 4,717	36.29 7,076	48.37 9,433	60.48 11,794	72.56 14,149	96.75 18,867
10	24.29 4,737	36.44 7,105	48.57 9,472	60.73 11,843	72.86 14,208	97.15 18,945
11	24.39 4,756	36.59 7,135	48.77 9,511	60.98 11,892	73.16 14,266	97.55 19,023
12	24.49 4,776	36.74 7,164	48.97 9,550	61.23 11,940	73.46 14,325	97.95 19,101
13	24.59 4,795	36.89 7,193	49.17 9,589	61.48 11,989	73.75 14,382	98.35 19,179
14	25.61 4,994	38.42 7,491	51.22 9,987	64.03 12,486	76.82 14,980	102.44 19,975
15	25.61 4,994	38.42 7,491	51.22 9,987	64.03 12,486	76.82 14,980	102.44 19,975
16	25.61 4,994	38.42 7,491	51.22 9,987	64.03 12,486	76.82 14,980	102.44 19,975
17	26.63 5,193	39.95 7,790	53.26 10,385	66.58 12,984	79.88 15,576	106.51 20,770
18	26.63 5,193	39.95 7,790	53.26 10,385	66.58 12,984	79.88 15,576	106.51 20,770
19	26.63 5,193	39.95 7,790	53.26 10,385	66.58 12,984	79.88 15,576	106.51 20,770
20	27.65 5,392	41.48 8,088	55.29 10,782	69.13 13,481	82.94 16,173	110.59 21,566
21	27.65 5,392	41.48 8,088	55.29 10,782	69.13 13,481	82.94 16,173	110.59 21,566
22	27.65 5,392	41.48 8,088	55.29 10,782	69.13 13,481	82.94 16,173	110.59 21,566
23	28.67 5,591	43.01 8,386	57.33 11,180	71.68 13,978	86.00 16,770	114.67 22,361
24	28.67 5,591	43.01 8,386	57.33 11,180	71.68 13,978	86.00 16,770	114.67 22,361
25	28.67 5,591	43.01 8,386	57.33 11,180	71.68 13,978	86.00 16,770	114.67 22,361
26	29.69 5,790	44.54 8,685	59.37 11,578	74.23 14,475	89.06 17,367	118.75 23,157



# LIVINGSTON PARISH PUBLIC SCHOOLS SFS TECHNICIANS SALARY SCHEDULES 2015-2016

DAYS PER YEAR: **180**

STEP	SFS 4 HR TECH		SFS 7 HOUR TECH	
	DAILY	ANNUAL	DAILY	ANNUAL
0	51.95	9,351	91.73	16,512
1	51.95	9,351	91.73	16,512
2	52.19	9,395	92.16	16,589
3	52.44	9,440	92.59	16,667
4	52.69	9,484	93.02	16,744
5	52.93	9,528	93.46	16,822
6	53.18	9,572	93.88	16,899
7	53.43	9,617	94.32	16,977
8	53.53	9,636	94.50	17,010
9	53.74	9,673	94.86	17,075
10	53.94	9,710	95.22	17,139
11	54.14	9,746	95.57	17,203
12	54.35	9,783	95.93	17,267
13	54.55	9,819	96.29	17,332
14	56.59	10,187	99.86	17,974
15	56.59	10,187	99.86	17,974
16	56.59	10,187	99.86	17,974
17	58.63	10,554	103.43	18,617
18	58.63	10,554	103.43	18,617
19	58.63	10,554	103.43	18,617
20	60.67	10,921	106.99	19,259
21	60.67	10,921	106.99	19,259
22	60.67	10,921	106.99	19,259
23	62.71	11,288	110.57	19,902
24	62.71	11,288	110.57	19,902
25	62.71	11,288	110.57	19,902
26	64.76	11,656	114.14	20,545



# LIVINGSTON PARISH PUBLIC SCHOOLS

## SFS MANAGERS SALARY SCHEDULES

### 2015-2016

STEP	SFS PROD MGR DAYS/YR: 185		SFS BILLING CLK DAYS/YR: 180		SFS MANAGER B DAYS/YR: 190		SFS MANAGER A DAYS/YR: 190	
	DAILY	ANNUAL	DAILY	ANNUAL	DAILY	ANNUAL	DAILY	ANNUAL
0	95.11	17,595	98.73	17,772	105.54	20,052	112.54	21,382
1	95.11	17,595	98.73	17,772	105.54	20,052	112.54	21,382
2	95.53	17,673	99.16	17,848	105.96	20,133	112.96	21,463
3	95.95	17,750	99.57	17,923	106.38	20,212	113.38	21,542
4	96.37	17,828	99.99	17,999	106.80	20,292	113.80	21,622
5	96.85	17,918	100.48	18,087	107.29	20,385	114.29	21,715
6	97.28	17,997	100.91	18,163	107.71	20,465	114.71	21,795
7	97.70	18,074	101.32	18,238	108.13	20,545	115.13	21,875
8	97.91	18,113	101.53	18,276	108.34	20,584	115.34	21,914
9	98.25	18,177	101.88	18,339	108.69	20,651	115.69	21,981
10	98.61	18,242	102.23	18,402	109.04	20,717	116.04	22,047
11	98.96	18,307	102.58	18,465	109.39	20,784	116.39	22,114
12	99.31	18,372	102.93	18,528	109.74	20,850	116.74	22,180
13	99.65	18,436	103.28	18,591	110.09	20,917	117.09	22,247
14	103.23	19,097	106.86	19,234	113.66	21,596	120.66	22,926
15	103.23	19,097	106.86	19,234	113.66	21,596	120.66	22,926
16	103.23	19,097	106.86	19,234	113.66	21,596	120.66	22,926
17	106.79	19,757	110.42	19,876	117.23	22,273	124.23	23,603
18	106.79	19,757	110.42	19,876	117.23	22,273	124.23	23,603
19	106.79	19,757	110.42	19,876	117.23	22,273	124.23	23,603
20	110.37	20,418	113.99	20,519	120.80	22,952	127.80	24,282
21	110.37	20,418	113.99	20,519	120.80	22,952	127.80	24,282
22	110.37	20,418	113.99	20,519	120.80	22,952	127.80	24,282
23	113.94	21,079	117.57	21,162	124.37	23,631	131.37	24,961
24	113.94	21,079	117.57	21,162	124.37	23,631	131.37	24,961
25	113.94	21,079	117.57	21,162	124.37	23,631	131.37	24,961
26	117.51	21,739	121.13	21,804	127.94	24,308	134.94	25,638



# LIVINGSTON PARISH PUBLIC SCHOOLS

## SFS MANAGERS SALARY SCHEDULES

### 2015-2016

STEP	SFS MULTI-SITE DAYS/YR: 190		SFS FIELD MGR DAYS/YR: 190		SFS MEAL COOR DAYS/YR: 200		SFS MGR COOR DAYS/YR: 200	
	DAILY	ANNUAL	DAILY	ANNUAL	DAILY	ANNUAL	DAILY	ANNUAL
0	128.33	24,382	133.59	25,382	132.74	26,547	133.74	26,747
1	128.33	24,382	133.59	25,382	132.74	26,547	133.74	26,747
2	128.75	24,463	134.02	25,463	133.16	26,632	134.16	26,832
3	129.17	24,542	134.43	25,542	133.58	26,715	134.58	26,915
4	129.59	24,622	134.85	25,622	134.00	26,799	135.00	26,999
5	130.08	24,715	135.34	25,715	134.49	26,897	135.49	27,097
6	130.50	24,795	135.76	25,795	134.91	26,981	135.91	27,181
7	130.92	24,874	136.18	25,874	135.32	27,064	136.32	27,264
8	131.13	24,915	136.39	25,914	135.54	27,107	136.54	27,307
9	131.48	24,981	136.74	25,981	135.89	27,177	136.89	27,377
10	131.83	25,047	137.09	26,047	136.24	27,247	137.24	27,447
11	132.18	25,114	137.44	26,114	136.59	27,317	137.59	27,517
12	132.53	25,180	137.79	26,180	136.94	27,387	137.94	27,587
13	132.88	25,247	138.14	26,247	137.29	27,457	138.29	27,657
14	136.45	25,926	141.72	26,926	140.86	28,172	141.86	28,372
15	136.45	25,926	141.72	26,926	140.86	28,172	141.86	28,372
16	136.45	25,926	141.72	26,926	140.86	28,172	141.86	28,372
17	140.02	26,603	145.28	27,603	144.42	28,884	145.42	29,084
18	140.02	26,603	145.28	27,603	144.42	28,884	145.42	29,084
19	140.02	26,603	145.28	27,603	144.42	28,884	145.42	29,084
20	143.59	27,282	148.85	28,282	148.00	29,599	149.00	29,799
21	143.59	27,282	148.85	28,282	148.00	29,599	149.00	29,799
22	143.59	27,282	148.85	28,282	148.00	29,599	149.00	29,799
23	147.16	27,961	152.43	28,961	151.57	30,314	152.57	30,514
24	147.16	27,961	152.43	28,961	151.57	30,314	152.57	30,514
25	147.16	27,961	152.43	28,961	151.57	30,314	152.57	30,514
26	150.73	28,638	155.99	29,638	155.14	31,027	156.14	31,227



# LIVINGSTON PARISH PUBLIC SCHOOLS TRANSPORTATION PERSONNEL SALARY SCHEDULES 2015-2016


DAYS PER YEAR: **240**

HOURS PER DAY: **8.00**

HOURS PER YEAR: **1,920**

STEP	ROUTING ANALYST		SECRETARY/MANAGER		OFFICE/SHOP MGR	
	DAILY	ANNUAL	DAILY	ANNUAL	DAILY	ANNUAL
0	108.82	26,117	114.82	27,557	135.77	32,585
1	108.82	26,117	114.82	27,557	135.77	32,585
2	110.58	26,539	116.58	27,979	138.00	33,120
3	112.42	26,981	118.42	28,421	140.05	33,611
4	114.18	27,403	120.18	28,843	142.24	34,138
5	116.02	27,845	122.02	29,285	144.40	34,656
6	117.78	28,267	123.78	29,707	146.57	35,177
7	119.54	28,689	125.54	30,129	146.88	35,251
8	121.38	29,131	127.38	30,571	147.28	35,347
9	123.14	29,553	129.14	30,993	147.68	35,443
10	124.98	29,995	130.98	31,435	148.00	35,520
11	126.74	30,417	132.74	31,857	148.40	35,616
12	128.58	30,859	134.58	32,299	148.80	35,712
13	130.34	31,281	136.34	32,721	149.20	35,808
14	134.42	32,261	140.42	33,701	153.85	36,924
15	134.42	32,261	140.42	33,701	153.85	36,924
16	134.42	32,261	140.42	33,701	153.85	36,924
17	138.50	33,240	144.50	34,680	157.93	37,903
18	138.50	33,240	144.50	34,680	157.93	37,903
19	138.50	33,240	144.50	34,680	157.93	37,903
20	142.58	34,219	148.58	35,659	162.00	38,880
21	142.58	34,219	148.58	35,659	162.00	38,880
22	142.58	34,219	148.58	35,659	162.00	38,880
23	146.66	35,198	152.66	36,638	166.06	39,854
24	146.66	35,198	152.66	36,638	166.06	39,854
25	146.66	35,198	152.66	36,638	166.06	39,854
26	150.74	36,177	156.74	37,617	169.60	40,704





# LIVINGSTON PARISH PUBLIC SCHOOLS BUS DRIVER & BUS AIDE SALARY SCHEDULES 2015-2016

DAYS PER YEAR: **180**

HOURS PER DAY: **4.00**

HOURS PER YEAR: **720**

STEP	BUS AIDE		BUS DRIVER	
	DAILY	ANNUAL	DAILY	ANNUAL
0	75.36	13,564	93.94	16,909
1	75.36	13,564	93.94	16,909
2	75.56	13,601	94.15	16,947
3	75.77	13,638	94.43	16,998
4	75.97	13,674	94.56	17,020
5	76.17	13,711	94.76	17,057
6	76.38	13,748	94.97	17,094
7	76.58	13,784	95.17	17,130
8	76.78	13,821	95.37	17,167
9	76.99	13,858	95.58	17,204
10	77.19	13,895	95.78	17,240
11	77.39	13,931	95.98	17,277
12	77.60	13,968	96.19	17,314
13	77.81	14,005	96.39	17,351
14	79.84	14,372	98.43	17,718
15	79.84	14,372	98.43	17,718
16	79.84	14,372	98.43	17,718
17	82.88	14,919	100.47	18,085
18	82.88	14,919	100.47	18,085
19	82.88	14,919	100.47	18,085
20	83.92	15,106	102.51	18,452
21	83.92	15,106	102.51	18,452
22	83.92	15,106	102.51	18,452
23	85.97	15,474	104.55	18,819
24	85.97	15,474	104.55	18,819
25	85.97	15,474	104.55	18,819
26	88.01	15,841	106.59	19,187



# LIVINGSTON PARISH PUBLIC SCHOOLS PARAPROF/INTERPRETER SALARY SCHEDULES 2015-2016

DAYS PER YEAR: **180**

HOURS PER DAY: **7.50**

HOURS PER YEAR: **1,350**

STEP	PARAPROF		H-Q PARA		INTERPRETER	
	DAILY	ANNUAL	DAILY	ANNUAL	DAILY	ANNUAL
0	96.73	17,412	98.53	17,736	102.42	18,436
1	96.73	17,412	98.53	17,736	102.42	18,436
2	97.19	17,494	98.99	17,818	102.88	18,518
3	97.65	17,577	99.45	17,901	103.34	18,601
4	98.11	17,660	99.91	17,984	103.80	18,684
5	98.57	17,742	100.37	18,066	104.26	18,766
6	99.03	17,825	100.83	18,149	104.72	18,849
7	99.48	17,907	101.28	18,231	105.17	18,931
8	99.76	17,957	101.56	18,280	105.44	18,980
9	100.14	18,026	101.94	18,349	105.83	19,049
10	100.42	18,075	102.21	18,398	106.10	19,098
11	100.80	18,144	102.59	18,467	106.48	19,167
12	101.20	18,216	102.99	18,539	106.88	19,239
13	101.59	18,287	103.39	18,610	107.28	19,311
14	104.84	18,872	106.64	19,196	110.53	19,896
15	104.84	18,872	106.64	19,196	110.53	19,896
16	104.84	18,872	106.64	19,196	110.53	19,896
17	108.67	19,561	110.47	19,885	114.36	20,585
18	108.67	19,561	110.47	19,885	114.36	20,585
19	108.67	19,561	110.47	19,885	114.36	20,585
20	112.49	20,249	114.29	20,573	118.18	21,273
21	112.49	20,249	114.29	20,573	118.18	21,273
22	112.49	20,249	114.29	20,573	118.18	21,273
23	116.32	20,938	118.12	21,262	122.01	21,962
24	116.32	20,938	118.12	21,262	122.01	21,962
25	116.32	20,938	118.12	21,262	122.01	21,962
26	120.14	21,626	121.94	21,950	125.83	22,650



# LIVINGSTON PARISH PUBLIC SCHOOLS OTHERS SALARY SCHEDULES 2015-2016

DAYS PER YEAR: **182**

HOURS PER DAY: **7.50**

HOURS PER YEAR: **1,365**

STEP	DRILL INSTRUCTOR	
	DAILY	ANNUAL
0	194.47	35,393
1	194.47	35,393
2	196.48	35,760
3	198.51	36,128
4	200.52	36,495
5	202.54	36,862
6	204.55	37,229
7	206.57	37,596
8	208.55	37,957
9	210.58	38,325
10	217.64	39,610
11	219.99	40,038
12	222.35	40,467
13	224.70	40,895
14	232.23	42,266
15	232.23	42,266
16	232.23	42,266
17	239.76	43,637
18	239.76	43,637
19	239.76	43,637
20	247.30	45,008
21	247.30	45,008
22	247.30	45,008
23	254.83	46,379
24	254.83	46,379
25	254.83	46,379
26	262.36	47,749

# DAY-BY-DAY HOURLY SUBSTITUTES

(Effective June 29, 2015)

Non-Degreed Teacher or with an Associate Degree:	1 - 20 days	\$60.50/day
	21 - 45 days	\$90.00/day
	46 - 91 days	\$100.00/day
*Degreed (non-certified) Teacher:	1 - 20 days	\$77.00/day
	21 +	***
*Degreed/Certified Teacher:	1 - 20 days	\$77.00/day
	21 +	***
Paraprofessional	1 - 20 days	\$55.00/day
	21 +	***
School Secretary	1 - 20 days	\$55.00/day
	21 +	***
Bus Driver	1 - 20 days	\$50.60/day
	½ - day	\$27.50/ ½ day
	21 +	***
Bus Attendant	1 - 20 days	\$41.80/day
	21 +	***
Custodian	1 - 20 days	\$7.25/hour
	21 +	***

\*Degreed – (4 year) Bachelor degree or higher degree from an Accredited University (<http://www.sacscoc.org>).

\*\*\* 21+ days are paid at the daily/hourly rate of pay for zero years of experience of the area you are substituting.

Days worked must be consecutive work days for the same position and the same employee.

Under no circumstances will the substitute's original rate of pay be re-calculated when your contract is extended into a new pay rate.

**LIVINGSTON PARISH PUBLIC SCHOOLS  
BAND DIRECTOR SUPPLEMENT  
2015-2016**

<b><u>SCHOOL CLASSIFICATIONS</u></b>	<b><u>SUPPLEMENT AMOUNT</u></b>
5A	\$ 2,750
4A	2,500
3A	2,375
2A	2,250
JR HIGH/MIDDLE	1,875

- THE SUPPLEMENT IS FOR ZERO YEARS EXPERIENCE.
- NOT INCLUDED IN ABOVE CALCULATIONS.
  - A \$50 PER YEAR STEP INCREASE WILL BE ADDED FOR HIGH SCHOOL EXPERIENCE.
  - A \$25 PER YEAR STEP INCREASE WILL BE ADDED FOR JR HIGH EXPERIENCE.

**LIVINGSTON PARISH PUBLIC SCHOOLS  
COACHING SUPPLEMENT  
2015-2016**

	<b>SUPPLEMENT</b>
<b><u>HIGH SCHOOL</u></b>	
I. HEAD FOOTBALL	\$ 3,250
ASSISTANT FOOTBALL	1,725
HEAD BASKETBALL	3,250
ASSISTANT BASKETBALL	1,725
II. HEAD BASEBALL	1,950
HEAD SOFTBALL	1,950
HEAD TRACK	1,950
HEAD VOLLEYBALL	1,950
ASSISTANT - SPORTS LISTED IN CATEGORY II.	1,200
III. HEAD COACH - ALL OTHER SPORTS	750
ASSISTANT - ALL OTHER SPORTS	450
<b><u>JUNIOR HIGH</u></b>	
IV. HEAD FOOTBALL	1,500
ASSISTANT FOOTBALL	875
HEAD BASKETBALL	1,500
ASSISTANT BASKETBALL	875
HEAD SOFTBALL	750
HEAD TRACK	750
ASSISTANT SOFTBALL OR TRACK	400
<b><u>ELEMENTARY</u></b>	
V. COACH	700
<b><u>ATHLETIC DIRECTOR - HIGH SCHOOL</u></b>	
VI. 5A	2,250
4A	2,150
3A	2,050
2A	1,950
1A	1,850
B	1,750
C	1,650

- THE SUPPLEMENT IS FOR ZERO YEARS COACHING EXPERIENCE.
- NOT INCLUDED IN ABOVE CALCULATIONS.
  - A \$50 ANNUAL STEP INCREASE FOR COACHES COACHING TWO SPORTS AND A \$25 ANNUAL STEP INCREASE FOR A COACH COACHING ONE SPORT. THIS APPLIES TO HIGH SCHOOL AND JUNIOR HIGH SCHOOL COACHES.
- A COACH CAN ONLY RECEIVE THREE (3) COACHING SUPPLEMENTS INCLUDING ATHLETIC DIRECTOR

**LIVINGSTON PARISH PUBLIC SCHOOLS  
EXTRACURRICULAR ACTIVITY SUPPLEMENT  
2015-2016**

<u>SCHOOL CLASSIFICATIONS</u>	<u>ALLOTTED PER SCHOOL</u>	<u>SUPPLEMENT AMOUNT</u>
5A	6	\$ 750
4A	6	750
3A	5	750
2A	5	750
1A	4	750
B	4	750
C	4	750
JR HIGH/MIDDLE	3	500

- SPONSORS ELIGIBLE FOR THE EXTRACURRICULAR ACTIVITY SUPPLEMENT INCLUDE THE FOLLOWING:

CHEERLEADER  
DANCE  
FLAG CORP  
PEP SQUAD  
DRILL TEAM  
MAJORETTES

- AN EMPLOYEE CAN ONLY RECEIVE ONE EXTRACURRICULAR ACTIVITY SUPPLEMENT.

**LIVINGSTON PARISH PUBLIC SCHOOLS  
SUPPLEMENTAL/STIPEND PAY  
2015-2016**

	<u>PAY TYPE</u>	<u>AMOUNT</u>	<u>PER</u>
12 MONTH AGRICULTURE TEACHERS	SUPPLEMENT	\$ 1,500.00	YEAR
TEACHER AFTER HOUR STAFF DEVELOPMENT	STIPEND	\$ 20.00	HOUR
EMPLOYEE PRESENTERS - EVERY 3 HRS OF PREPARATION	SUPPLEMENT	\$ 20.00	HOUR
* EMPLOYEE PRESENTERS - PRESENTATION	SUPPLEMENT	\$ 25.00	HOUR
TUTORS (CERTIFIED)	SUPPLEMENT	\$ 20.00	HOUR
TUTORS (NON-CERTIFIED)	SUPPLEMENT	\$ 12.50	HOUR
SUMMER REMEDIATION TEACHER (CERTIFIED)	SUPPLEMENT	\$ 21.50	HOUR
SUMMER REMEDIATION TEACHER (NON-CERTIFIED)	SUPPLEMENT	\$ 12.50	HOUR

\* LUNCH AND BREAKS NOT INCLUDED IN HOURLY RATE.

- REQUEST FOR SUPPLEMENTAL PAY MUST INCLUDE THE FOLLOWING DOCUMENTATION:
  - AGENDA (STAFF DEVELOPMENT)
  - SIGN-IN SHEET WITH EMPLOYEE'S NAME - NUMBER - POSITION (STAFF DEVELOPMENT)
  - TIME SHEETS WITH PRINCIPAL'S SIGNATURE (TUTORING)
  - REMEDIATION CONTRACT / TIME SHEET (SUMMER REMEDIATION - EXTENDED SCHOOL YEAR PROGRAM)